


ONIX®



How far does your imagination go?

THE STORY
BEHIND EACH
TESSERA





A thousand tesserae.

An impressive number that lies behind the development of the factory and is the result of the effort of many people. And each one, as insignificant as it may seem, has been a great challenge. Irreversible decisions that translate into a multitude of colours, hundreds of textures and dozens of finishes. Countless tests to find perfection. A long journey...

A tessera is a small work of art. A tiny canvas where to express your creativity. A collector's item that you display on top of your desk. Two and a half centimetres of pure design to show all your technical potential.

There are many stories behind each tessera...
Do you want to know them?

Un millar de teselas.

Una cifra colosal vinculada al desarrollo de la fábrica y fruto del esfuerzo de muchas personas. Y cada una, por insignificante que parezca, ha sido un gran reto. Decisiones irreversibles que se traducen en multitud de colores, cientos de texturas y decenas de acabados. Innumerables pruebas hasta encontrar su perfección. Un largo recorrido...

Una ficha es una pequeña obra de arte. Un diminuto lienzo donde expresar tu creatividad. Un objeto de coleccionista que acumulas encima de tu escritorio. Dos centímetros y medio de puro diseño donde demostrar todo tu potencial técnico.

Son muchas las historias que hay detrás...
¿Quieres conocerlas?

How can a small tessera transmit so much?

We give each tesserae their own value before relegating their prominence to a second plane within a blend.

Follow us and discover it!

¿Cómo una pequeña tesela puede decir tanto?

Antes de relegar su protagonismo a un segundo plano en una mezcla, antes, vamos a darles valor por sí mismas.

¡Síguenos y descúbrelo!

#1000TESSERAE

@onixmosaic    




Silky Gold

Velvet touch and metallic look. Gold with matt finish.



Bronzed Triangles

Matt-shiny triangles on a copper metallic surface.



Golden Boreal

Shiny white tessera decorated with an elegant curve in 24k Gold.




Silvery ID

Fingerprint microrelief covered in platinum silver.



Stoneglass Trend Colours

Stoneglass Palette featuring with Mustard, Cactus Green and Purist Blue.




Bright Gem

White luminescent tessera coated with a wooden gem design.



Habana Marble

Gradient veins painted with brown and grey tones in matte finish.



Neon Vein

Electric and vivid blue veins crossing white antislip marble.



Turquoise Ink

Acrylic art concept painted with a delicate gradient of turquoises.

I INDEX

001

Catalogue Concept

008

General Index

070

Mosaic Creator

072

Packing List

074

Technical

- 074 Technical Characteristics
- 076 Suitability Guide
- 077 Mosaic Laying Advice
- 078 Tips For Metals & Gold 24k
- 079 Types Of Support

010

Decor Collection

- 012 Hex Vulcano
- 018 Vulcano
- 022 Hex Marmoreal
- 026 Marmoreal
- 032 Ecostones
- 034 Hex Stoneglass
- 036 Stoneglass

040

Modular Collection

- 042 Hex Geo Pattens
- 052 Geo Patterns


060

Aquastyle Collection

- 062 Penta Vanguard Pool
- 064 Vanguard Pool
- 068 Opalescent

Minimum Order

1 Module 


1 Box 

Sales Unit

Square meters 

Mosaic Support


Dots 

Mesh 

Product information

AntiSlip Article 



Gold 24k 

Metals 

Product information

New Article 

StoneGlass Mohs 9 



MOSAIC
TRENDS
2019

HEX VULCANO

ø 31,75 mm (1,25")



Hex Silk Copper.

VULCANO SERIES

Contemporary Metallic Mosaic

How far could the Metallic Mosaic go?

VULCANO series has reached the top level. An almost divine mosaic that radiates exclusivity and possesses the powerful quality of changing usual spaces into unique atmospheres.

Following the metallic trend, ONIX's challenge was to create different pieces by providing design and sophistication. The result? A high end décor coating with extraordinary details that can leave a mark, an evocative feeling, in every person who admires it.

VULCANO worships the metallic look with three radiant colours: Gold, Silver and Bronze. The models are in both 2,5 and HEX formats with two textures:

SENSE: Gloss finish with a elegant design based on microreliefs and shiny-matt effects for a luxurious look.

SILK: Matt metallic finish as a smooth base for a delicate silky look, perfect for minimalist spaces.

La serie VULCANO llega a lo más alto. Un mosaico casi divino que irradia singularidad y posee la poderosa cualidad de convertir espacios convencionales en atmósferas únicas.

En línea con la tendencia metálica, el reto de ONIX era diseñar una pieza que otorgue diferenciación y sofisticación. Un revestimiento de alta decoración con extraordinarios detalles que dejen una impronta en cada persona que lo admire.

VULCANO rinde culto al look metálico en tres colores: Oro, Plata y Bronce. Cuenta con modelos en formatos (2,5 y HEX) y en dos texturas:

SENSE: Acabado brillo con un diseños en microrelieves y efectos brillo-mate para aportar lujo al proyecto.

SILK: Acabado mate metalizado que actúa como base lisa. Un sedoso look para espacios minimalistas.

Format



Square



Hex

Finishes



Silk



Sense

Colours



Gold



Silver



Copper




HEX VULCANO


ø 31,75 mm (1,25")




2004277 Hex Sense Gold* (620)




2004276 Hex Sense Silver* (902)




2004280 Hex Silk Gold* (612)



2004279 Hex Silk Silver* (901)



2004275 Hex Sense Copper* (632)



2004278 Hex Silk Copper* (630)

VULCANO


25x25 mm (1"x1")




Sense Copper

VULCANO


25x25 mm (1"x1")




2004293 Sense Gold* (620)




2004292 Sense Silver* (902)




2004296 Silk Gold* (612)



2004295 Silk Silver* (901)




2004291 Sense Copper* (632)




2004294 Silk Copper* (630)

HEX MARMOREAL

ø 31,75 mm (1,25")



2004284 Hex Fosco Silver* (473)



2004286 Hex Misty Matte (427)



2004282 Hex Fosco Matte (427)

Packing List Page 72 | * Tips For Metals And Gold 24k Check Page 78.

Hex Fosco Matte

HEX MARMOREAL

ø 31,75 mm (1,25")



2004283 Hex Habana Copper* (511)



2004285 Hex Umber (427)



2004281 Hex Habana Matte (427)

Packing List Page 72 | *Tips For Metals And Gold 24k Check Page 78.




Hex Habana Copper.

MARMOREAL

25x25 mm (1"x1")




Habana Matte.



2004297 Habana Matte

(390)



2004309 Abalone

(426)

Packing List Page 72.

MARMOREAL


25x25 mm (1"x1")




2004300 Fosco Matte (390)



2004299 Honey Matte (390)



2004305 Fosco Silver* (473)



2004308 Horizon (426)


Packing List Page 72 | *Tips For Metals And Gold 24k Check Page 78.




Honey Matte | Hex Silk Gold.

MARMOREAL

25x25 mm (1"x1")



2004304 Ivy Silver* (473)



2004298 Neon Matte (390)



2004301 Ivy Matte (390)

Packing List Page 72 | *Tips For Metals And Gold 24k Check Page 78.



Ivy Matte | Penta Bali Stone.

ECOSTONES


ø 31,75 mm (1,25") | 25x25 mm (1"x1")



Hex Calacatta Gold Matte



2004287 Hex Calacatta Gold Matte (427)



2004310 Calacatta Gold Matte (390)

Packing List Page 72.

HEX STONEGLASS


ø 31,75 mm (1,25")




Hex StoneGlass White | Hex StoneGlass Black | Hex StoneGlass Green




StoneGlass
Mohs 9




2002901 Hex Stoneglass Black (371)




2003852 Hex Stoneglass Antracite (371)



2002902 Hex Stoneglass Grey (371)




2003851 Hex Stoneglass Light Brun (371)




2003850 Hex Stoneglass Gainsboro (371)




2002900 Hex Stoneglass White (371)




N 2004290 Hex Stoneglass Green (371)




2003837 Hex Stoneglass Russet (440)



2003836 Hex Stoneglass Royal Blue (371)



2003838 Hex Stoneglass Tangerine (371)



N 2004289 Hex Stoneglass Light Blue (371)




N 2004288 Hex Stoneglass Ochre (371)

STONEGLASS


25x25 mm (1"x1")




StoneGlass Gainsboro | StoneGlass Antracite | StoneGlass White




2001055 Stoneglass 25010 (330)




N 2004314 Stoneglass Antracite (330)



2001056 Stoneglass 25011 (330)




N 2004316 Stoneglass Light Brun (330)



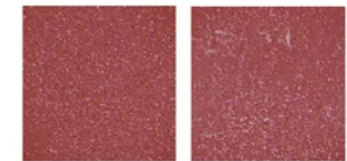
N 2004315 Stoneglass Gainsboro (330)




2001057 Stoneglass 25013 (330)



N 2004313 Stoneglass Green (330)




2003833 Stoneglass Russet (424)



2003832 Stoneglass Royal Blue (330)



2003834 Stoneglass Tangerine (330)




N 2004312 Stoneglass Light Blue (330)




N 2004311 Stoneglass Ochre (330)

BEAUTY & HARDNESS


STONEGLASS PALETTE




RUSSET





TANGERINE




OCHRE





GREEN



LIGHT BLUE




ROYAL BLUE




WHITE





GAINSBORO




LIGHT BRUN




GREY



ANTRACITE



BLACK



We expanded the colour palette of our famous StoneGlass. Now designers around the world can imagine new commercial spaces. A mosaic almost as hard as diamond and especially suitable for high traffic areas.


Discover its technical features on page 76.

Ampliamos la paleta de colores de nuestros famosos StoneGlass. Ahora los diseñadores de todo el mundo podrán imaginar nuevos espacios comerciales. Un mosaico casi tan duro como el diamante y especialmente indicado para lugares de alto tránsito.

Descubre sus cualidades técnicas en la pág 76.



HIGH
TRAFFIC
AREAS



MODULAR

COLLECTION

Sometimes you have to look at things with perspective to discover unexpected shapes. A simple element at first sight becomes a complex and extraordinary geometry. It is the beauty of symmetry. Designs and patterns to decorate floors and walls, spaces with their own personality.

A veces hay que mirar las cosas con perspectiva para descubrir formas inesperadas. Lo que resulta un elemento simple a primera vista, deviene en una compleja y extraordinaria geometría. Es la belleza de la simetría. Diseños y patrones que decoran suelos y paredes, espacios con personalidad propia.

HEX GEO PATTERNS

ø 31,75 mm (1,25")



Hex Pattern 12 | Sense Copper





2004334 Hex Pattern 12
Hex Stoneglass White, Gainsboro & Antracite.

(530)
0,17 m²



Repeated module




2004335 Hex Pattern 13
Hex Stoneglass White, Light Brun, Russet & Green.

(530)
0,17 m²



Repeated module






2004336 Hex Pattern 14
Hex Stoneglass White, Light Blue & Royal Blue.

(530)
0,12 m²



Repeated module

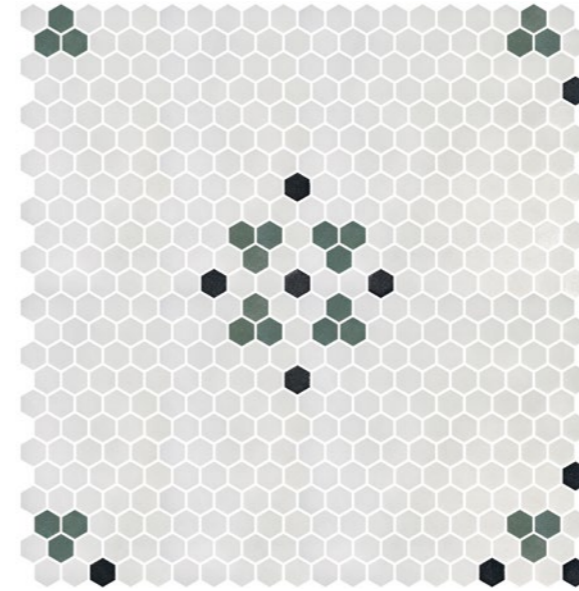


2004337 Hex Pattern 15
Hex Stoneglass White, Green & Ochre.

(530)
0,17 m²



Repeated module





2004338 Hex Pattern 16
Hex Stoneglass White, Black & Green.

(530)
0,35 m²



Repeated module




2004339 Hex Pattern 17
Hex Stoneglass White, Black & Royal Blue.

(530)
0,35 m²

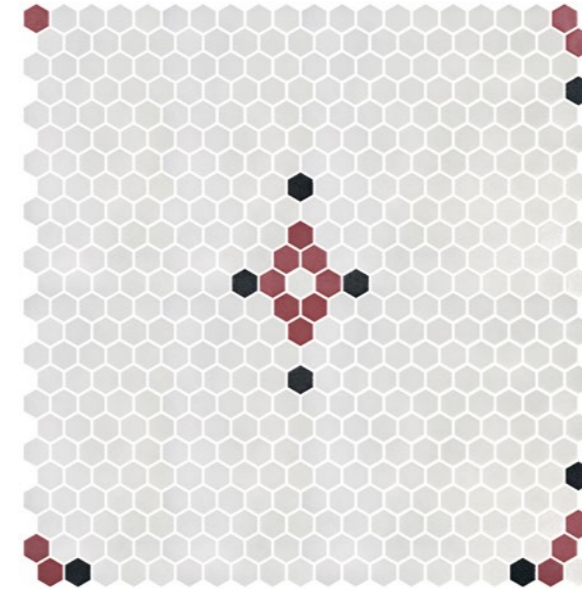


Repeated module





Hex Pattern 18 | Hex Venato White Matte.





2004340 Hex Pattern 18
Hex Stoneglass White, Black & Russet.

(530)
0,35 m²



Repeated module





2004341 Hex Pattern 19



Hex Stoneglass White, Black & Ochre.

(530)

0,35 m²



Repeated module



2004342 Hex Pattern 20



Hex Stoneglass White, Russet, Green & Ochre.

(530)

0,35 m²



Repeated module



2004343 Hex Pattern 21



Hex Stoneglass White, Black, Gainsboro, Light Brun, Green & Ochre.

(530)

0,35 m²



Repeated module



2004344 Hex Pattern 22


Hex Stoneglass White, Black, Gainsboro & Royal Blue.


(530)

0,35 m²



Repeated module







2004345 Hex Pattern 23
Hex Stoneglass White, Gainsboro & Grey.

(530)
0,59 m²



Repeated module




2004346 Hex Pattern 24
Hex Stoneglass White, Gainsboro & Black.

(530)
1,26 m²



Repeated module




GEO PATTERNS

25x25 mm (1"x1")



Squares Pattern 9 | Calacatta Matte.



2004347 Squares Pattern 9



Venato White Matte, Nero Marquina Matte, Stoneglass Ochre.

(473)

0,07 m²



Repeated module



2004348 Squares Pattern 10

Stoneglass 25013, 25010, Natureglass Smooth Grey.

(473)

0,09 m²



Repeated module





2004349 Squares Pattern 11


Venato White Matte, Ivory Honed, Ecrú Matte.

(473)

0,39 m²



Repeated module



2004350 Squares Pattern 12


Venato White Matte, Nero Marquina Matte, Silver Matte, Ecrú Matte.

(473)

0,39 m²



Repeated module



2004351 Squares Pattern 13



Stoneglass 25013, 25010 & 25011.

(473)

0,39 m²



Repeated module



2004352 Squares Pattern 14


Natureglass White, Black, Dark Grey & Smooth Grey.


(473)

0,39 m²



Repeated module





2004353 Squares Pattern 15



Stoneglass 25013, 25010 & Green.

(473)

0,39 m²



Repeated module



2004354 Squares Pattern 16


Stoneglass 25013, Royal Blue & Light Blue.

(473)

0,39 m²



Repeated module



2004355 Squares Pattern 17

Venato White Matte & Silver Matte.

(473)

1,54 m²




Repeated module





Squares Pattern 18 | Hex Silk Gold.



2004356 Squares Pattern 18


Venato White Matte, Nero Marquina Matte, Silver Matte, Stoneglass Ochre.

(473)

0,87 m²



Repeated module





AQUASTYLE

COLLECTION

Designs that turn a swimming pool into high-end décor and delight both designers and architects. Avant-garde digital textures, surprising opalescents that recall the waves, blends with bursts of colours or subtle shades, luminescents that glow in the dark... An expression of style for swimming pools.


Diseños que elevan la piscina al rango de alta decoración y que hacen las delicias de diseñadores y arquitectos. Texturas digitales repletos de vanguardia, opalescentes que sorprenden al vaivén de las aguas, mezclas con estallidos de colores o sutiles tonalidades, luminescentes que brillan en la oscuridad... Una expresión de estilo para las piscinas.

PENTA VANGUARD POOL

50x50 mm (2"x2")



Penta Bali Stone.




2004317 Penta Bali Stone

(360)

Packing List Page 73.


VANGUARD POOL

25x25 mm (1"x1")



2004318 Nordic Stone

(270)



2004319 Bali Stone

(270)




2004320 Avor Grey

(270)

Packing List Page 73.


VANGUARD POOL

25x25 mm (1"x1")




2004325 Tulum Iridis

(300)




2004323 Mauna

(270)



2004326 Navagio

(270)



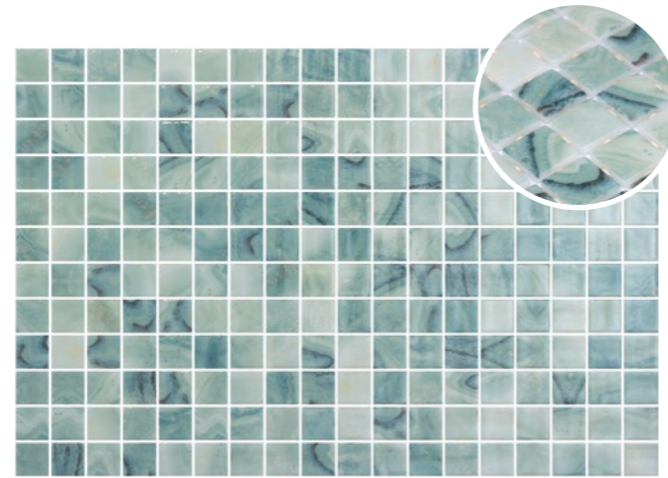
2004327 Borneo

(270)




2004324 Formentor Iridis

(300)




2004322 Lungomare

(270)



2004328 Navagio Luminis

(330)



2004329 Borneo Luminis


(330)

OPALESCENT

25x25 mm (1"x1")




LUMINESCENT




2004333 Opalite Blanco Luminiscent

(300)



2004330 Opalite Verde Claro

(270)



2004331 Opalite Azul Celeste

(270)

Packing List Page 73.

MOSAIC CREATOR

*Imagine and blend
your custom mosaics,
shading blends and
new Geo Patterns.*



Web App optimized for desktop computer or tablet. Not recommended for smartphone devices.



Version 2.0

New Patterns
New Colours
New Features

PACKING LIST

* VULCANO, MARMOREAL, ECOSTONES.



SHEET HOJA	BOX CAJA	PALLET PALET	EURO PALLET EURO PALET
Size / dimensión: 311x311 mm (12,24"x12,24")	Sheets / hojas: 5	Quantity / cantidad: 105,84 m ² (1,139 sqft)	Quantity / cantidad: 70,56 m ² (759,5 sqft)
Thickness / espesor: 4,9 mm (0,19")	Quantity / cantidad: 0,49 m ² (5,27 sqft)	Boxes / cajas: 216	Boxes / cajas: 144
Weight / peso: 0,91 Kg (2,01 lb)	Weight / peso: 4,57 kg (10,1 lb)	Gross weight / peso bruto: 987,12 kg (2,175 lb)	Gross weight / peso bruto: 658 Kg (1,450 lb)

* VANGUARD POOL, OPALESCENT.



SHEET HOJA	BOX CAJA	PALLET PALET	EURO PALLET EURO PALET
Size / dimensión: 310x467 mm (12,2"x18,1")	Sheets / hojas: 14	Quantity / cantidad: 121,8 m ² (1,311 sqft)	Quantity / cantidad: 101,5 m ² (1,092 sqft)
Thickness / espesor: 4,9 mm (0,19")	Quantity / cantidad: 2,03 m ² (21,52 sqft)	Boxes / cajas: 60	Boxes / cajas: 50
Weight / peso: 1,32 Kg (2,89 lb)	Weight / peso: 18,48 kg (40,73 lb)	Gross weight / peso bruto: 1124 kg (2,477 lb)	Gross weight / peso bruto: 957 Kg (2,109 lb)

* STONEGLASS**.



SHEET HOJA	BOX CAJA	PALLET PALET	EURO PALLET EURO PALET
Size / dimensión: 311x311 mm (12,24"x12,24")	Sheets / hojas: 10	Quantity / cantidad: 123,48 m ² (1,329 sqft)	Quantity / cantidad: 82,32 m ² (886,1 sqft)
Thickness / espesor: 4,9 mm (0,19")	Quantity / cantidad: 0,98 m ² (10,55 sqft)	Boxes / cajas: 126	Boxes / cajas: 84
Weight / peso: 0,91 Kg (2,01 lb)	Weight / peso: 9,14 kg (20,14 lb)	Gross weight / peso bruto: 1151,6 kg (2,538 lb)	Gross weight / peso bruto: 767,76 Kg (1,692 lb)

* PENTA VANGUARD POOL.



SHEET HOJA	BOX CAJA	PALLET PALET	EURO PALLET EURO PALET
Size / dimensión: 311x311 mm (12,24"x12,24")	Sheets / hojas: 10	Quantity / cantidad: 105,84 m ² (1,139,25 sqft)	Quantity / cantidad: 70,56 m ² (759,5 sqft)
Thickness / espesor: 5,3 mm (0,208")	Quantity / cantidad: 0,98 m ² (10,54 sqft)	Boxes / cajas: 108	Boxes / cajas: 72
Weight / peso: 1,07 Kg (2,35 lb)	Weight / peso: 10,07 kg (23,58 lb)	Gross weight / peso bruto: 1156 kg (2,548 lb)	Gross weight / peso bruto: 771 Kg (1,699,7 lb)

* HEX VULCANO, HEX MARMOREAL, HEX ECOSTONES, HEX STONEGLASS**.



SHEET HOJA	BOX CAJA	PALLET PALET	EURO PALLET EURO PALET
Size / dimensión: 301x290 mm (11,85"x11,41")	Sheets / hojas: 6	Quantity / cantidad: 90,63 m ² (975,53 sqft)	Quantity / cantidad: 80,56 m ² (867,14 sqft)
Thickness / espesor: 4,4 mm (0,173")	Quantity / cantidad: 0,53 m ² (5,71 sqft)	Boxes / cajas: 171	Boxes / cajas: 152
Weight / peso: 0,87 Kg (1,92 lb)	Weight / peso: 5,22 kg (11,51 lb)	Gross weight / peso bruto: 912,62 kg (2,011.4 lb)	Gross weight / peso bruto: 826,44 Kg (1,821.5 lb)

** Special Order: Stoneglass New Items.

TECHNICAL CHARACTERISTICS

SERIES	Test UNE-EN-ISO 10545-3 Water Absorption	Test UNE-EN-ISO-101-92=101 Surface hardness. Mosh. Surface hardness. Mosh	Test UNE-EN-ISO 10545-9 Resistance to thermal shocks	Test UNE-EN-ISO 10545-12 Frost Resistance	Test UNE-EN-ISO 10545-13:1998 Resistance to chemical attack		Test UNE-EN-ISO 10545-13:1998 Resistance to chemical attack		Test UNE-EN-ISO 10545-14 Resistance to staining	Test UNE-EN-ISO 10545-11=1997 Cracking	DIN 51094 Colour Stability on exposure to light and UV rays	DCOF Wet Dynamic Coefficient of Friction ANSI A 137.1 Standard	DIN 51130: 2004 SLIP Resistance wearing shoes	DIN 51097 SLIP resistance in bare feet	Test UNE-ENV 12633:2003 (CTE) anti skid coefficient, suitable for outdoor use and swimming pools
					Domestic products	Low acid and alkalins	Pool water additives	High acid and alkalins							
HEX VULCANO	None	4	Resistant	Resistant	GA	-	-	-	Class 5	Resistant	Resistant	-	-	-	-
VULCANO	None	4	Resistant	Resistant	GA	-	-	-	Class 5	Resistant	Resistant	-	-	-	-
HEX MARMOREAL	None	4	Resistant	Resistant	GA	-	-	-	Class 5	Resistant	Resistant	-	-	-	-
(a) HEX MARMOREAL MATTE *	None	4	Resistant	Resistant	GA	GA	GLA	GHA	Class 5	Resistant	Resistant	≥0,42	R11	Class C	Class 3
MARMOREAL	None	4	Resistant	Resistant	GA	-	-	-	Class 5	Resistant	Resistant	-	-	-	-
(a) MARMOREAL MATTE**	None	4	Resistant	Resistant	GA	GA	GLA	GHA	Class 5	Resistant	Resistant	≥0,42	R11	Class C	Class 3
(a) HEX ECOSTONES MATTE	None	4	Resistant	Resistant	GA	GA	GLA	GHA	Class 5	Resistant	Resistant	≥0,42	R11	Class C	Class 3
(a) ECOSTONES MATTE	None	4	Resistant	Resistant	GA	GA	GLA	GHA	Class 5	Resistant	Resistant	≥0,42	R11	Class C	Class 3
HEX STONEGLASS	None	9	Resistant	Resistant	GA	GA	GLA	GHA	Class 5	Resistant	Resistant	≥0,42	R9	Class A	Class 2
STONEGLASS	None	9	Resistant	Resistant	GA	GA	GLA	GHA	Class 5	Resistant	Resistant	≥0,42	R9	Class A	Class 2
PENTA VANGUARD POOL	None	4	Resistant	Resistant	GA	GA	GLA	GHA	Class 5	Resistant	Resistant	-	-	-	-
VANGUARD POOL	None	4	Resistant	Resistant	GA	GA	GLA	GHA	Class 5	Resistant	Resistant	-	-	-	-
OPALESCENT	None	4	Resistant	Resistant	GA	GA	GLA	GHA	Class 5	Resistant	Resistant	-	-	-	-

(a) = ANTISLIP

* Antislip items: Hex Habana Matte, Hex Fosco Matte, Hex Misty Matte.

** Antislip items: Habana Matte, Neon Matte, Honey Matte, Fosco Matte, Ivy Matte.

SUITABILITY GUIDE

SERIES	REFERENCES	WALL	FLOOR	WET AREAS	POOLS	MATERIALS
HEX VULCANO	All Products	Int / Ext	No	Yes	No	Glass Metals
VULCANO	All Products	Int / Ext	No	Yes	No	Glass Metals
HEX MARMOREAL	All Products, except Matte	Int / Ext	No	Yes	No	Glass Metals
HEX MARMOREAL MATTE	Hex Habana Matte Hex Fosco Matte Hex Misty Matte	Int / Ext	Residential	Yes	Yes	Glass
MARMOREAL	All Products, except Matte	Int / Ext	No	Yes	No	Glass Metals
MARMOREAL MATTE	Habana Matte Neon Matte Honey Matte Fosco Matte Ivy Matte	Int / Ext	Residential	Yes	Yes	Glass
HEX ECOSTONES MATTE	Hex Calacatta Gold Matte	Int / Ext	Residential	Yes	Yes	Glass
ECOSTONES MATTE	Calacatta Gold Matte	Int / Ext	Residential	Yes	Yes	Glass
HEX STONEGLASS	All Products	Int / Ext	Residential / Commercial	Yes	Yes	Glass
STONEGLASS	All Products	Int / Ext	Residential / Commercial	Yes	Yes	Glass
PENTA VANGUARD POOL	All Products	Int / Ext	No	Yes	Yes	Glass
VANGUARD POOL	All Products	Int / Ext	Residential	Yes	Yes	Glass
OPALESCENT	All Products	Int / Ext	Residential	Yes	Yes	Glass

MOSAIC LAYING ADVICE



PREPARATION OF THE BASE

The base on which the laying will be effected, must be perfectly smooth, uniform and white.

A different colour damages the aesthetic look of the final result.



THE GLUEING OPERATION

White C2 glue, as per EN12004, must be used.

By using the smooth side of the trowel, the glue has to be spread out uniformly on the base (2 sq.m. approximately).

By using the jagged side of the trowel (2 or 3 mm.), comb the glue.



THE LAYING OF MOSAIC TILES

Adhere the sheet to the surface by pressing with a rubber trowel.

It is important to make sure that the distance between one sheet and another is the same as the one among the tesseras so that all the joints look alike.

We suggest to join the sheets when it comes to laying.



GROUTING

Joints must be clean, dry and free from dust.

The remains of adhesive, after laying, must be removed while it is still fresh.

Use grouting paste, **RG type, as per EN 13888**, spread it out with a rubber trowel.



CLEANING

Let it dry until the paste gets brightless, superficially, and then proceed to clean it with a sponge soaked in water.

Once it gets dry, remove it with a dry cloth.

PREPARACIÓN SOPORTE

El soporte sobre el cual se efectuará la colocación deberá estar perfectamente liso, uniforme y blanco.

Un color diferente perjudica la estética del resultado final.

OPERACIÓN ENCOLADO

Usar cemento cola tipo C2 color blanco, según EN 12004.

Usando el lado liso de la llana extender el adhesivo uniformemente sobre el soporte (aprox. 2 m²).

Con el lado dentado de la llana (2 ó 3 mm.) peinar el cemento cola.

COLOCACIÓN MOSAICO

Adherir la hoja a la superficie presionando con una llanta de goma.

Es importante asegurarse que la distancia entre hoja y hoja es igual a la que hay entre las teselas para que todas las juntas sean iguales entre sí.

Aconsejamos trabar las hojas a la hora de su colocación.

REJUNTADO

Las juntas deben estar limpias, secas y exentas de polvo.

El adhesivo sobrante de la colocación se debe eliminar cuando esté todavía fresco.

Utilizar pasta de rejuntar **tipo RG según EN 13888**, extendiéndolo con una llana de goma.

LIMPIEZA

Dejar secar hasta que la masa pierda el brillo superficial y proceder a su limpieza con una esponja humedecida en agua.

Una vez seco eliminar con un trapo seco.

TIPS FOR METALS & GOLD 24K



CAUTION VALUABLE GOLD 24K

Warning! Handle with the maximum care!

Pieces decorate with a special application. Handle with care. Improper manipulation (scratching) and the use of abrasive detergents may cause damage on the pieces.

When fixing, pay special care when cleaning the white cement used for grouting.

It is recommended to use small grain grouting material avoid scratching the glazed surface. Clean after fixed with a very wet rag or with a sponge while the grout is still wet. Never use neither abrasive or corrosive elements, nor aggressive cleaning agents too basic or excessively acid.

Should pieces present defects, do not lay them, contact the supplier straight away. No claim will be accepted once the product is laid out.

Thank you for your co-operation.

The gold and platinum metals that are used in our decorations, have been widely checked in the domestic use, bearing in mind the described recommendations for their cleaning.

If it is preferred to use them in industrial areas, then, every single case ought to be evaluated to verify its viability.

In spa and public swimming pool areas where there is a continuous high humidity concentration on the walls, due to water evaporation, salts and/or chlorine (bleach), THEIR USE IS NOT RECOMMENDED.



CAUTION VALUABLE METALS

Warning! Handle with the maximum care!

INSTRUCTIONS FOR INSTALLATION & CARE

Given their special finish, the same precautions apply to these products as those used when caring for gold, bronze or platinum coverings.

PRECAUTIONS WHEN LAYING THE MOSAIC:

Use a rubber mallet to lay them. Under no circumstances should adjoining tiles come into contact with one another. / Use a slightly damp sponge to clean the tile joints, passing it diagonally across them. / Do not use dirty or brackish water. Do not use sandpaper or rough sponges. / Do not use abrasive, acidic or alkaline cleaning products, except for diluted ammonia and vinegar. / We recommend the use of 0-5mm grout joint type to avoid abrasion.

These products are NOT SUITABLE FOR wet areas like public spas or swimming pools where aggressive saline and/or disinfectant products like bleach are used.

MOSAIC WITH A COPPER METALLIC FINISH

Mosaic with a bronze metallic finish vary slightly in shade from one tile to the next. The surface of each mosaic also features subtle shade variation. To achieve this bronze finish, the mosaic undergo a special decorative process using metallic raw materials, whit metallic shade variations from one mosaic to the next and on the Surface of each one. Before proceeding to lay the mosaic, check the general shade variation with the metallic effect. Claims will not be admitted once the sheets have been laid.

IMPORTANT NOTICE

PENTA GLASS MOSAIC:

This Artisan-edge glass mosaic is made with recycled glass pieces and may include irregular edges, rustic appearances, minimal imperfections or slight variations in sizing and squareness. These characteristics are inherent to this product due to the manufacturing process. The slight size or shape variations may affect the grout joint appearance, further enhancing the natural aspect of this product. Use constitutes acceptance.

ONIX GLASS MOSAIC:


All ONIX 98 % recycled glass mosaics series are made of molten glass. Molten glass characteristics may include irregular edges and small variations in size. These characteristics are inherent to the product and to the standard production. The small size and shape variations can affect the grout joint appearance and enhance the natural aspect of these products. Use constitutes acceptance.

TYPES OF SUPPORT



DOTS Puntos

- The dot backing system allows up to 93% of surface free for the adhesive.
- The size of 12x18 tesserae and the ease of installation allows up to a 27% time saving during the installation.
- The dot backing is damp proof, so it can be stored outside and it will remain unaltered.
- El soporte por puntos deja libre hasta el 93% de la superficie para adhesivo.
- El mayor tamaño de 12x18 teselas y la facilidad de colocación de las láminas permite un ahorro del 27% del tiempo durante la instalación.
- Este sistema por puntos es insensible a la humedad. Es posible almacenarlo en el exterior permaneciendo inalterable.



MESH Malla

- Mesh mounting system leaves the 75% of the back free for the adhesive.
- El sistema de soporte por malla deja libre el 75% de la superficie del mosaico para el adhesivo.

ONIX

ONIX MOSAICO

ONIX CERÁMICA, S.L.
AV. Real de Extremadura 23
12200 Onda (Castellón – SPAIN)
T. +34 964 776 287
F. +34 964 776 284
M. onix@onixmosaic.com

ONIX USA

ONIX USA, LLC
9450 NW 12 Street
33172 Miami (USA)
P. 305 599 3153
F. 305 513 4634
M. customerservice@onixmosaic.com

In the interest of maintaining constant improvements, ONIX Mosaico reserves the right to delete and amend, either totally or partially, any of the styles, colours, shapes, sizes, references and other technical specifications contained in this catalogue.

Due to the technical process of reproduction, colours printed are approximate, not exact.

The photographs included in this catalogue are not contractual. The interpreting of the pictures will be according to designer's judgment. All the information and texts included in the catalogue keep under the reservation of possible errors. The catalogue is only an informative tool.

Para la mejora de nuestros productos, ONIX Mosaico se reserva el derecho de anular o modificar cualquiera de los modelos, colores, formatos, referencias y especificaciones técnicas contenidas en este catálogo.

Debido a los procesos técnicos de reproducción, los colores son aproximados, no exactos. Las fotografías expuestas en este catalogo no tienen un carácter contractual. La interpretación de las ilustraciones están en función del criterio del creador. Todos los textos e información que aparece en el catálogo quedan bajo la reserva de posibles errores. Este catalogo es una herramienta informativa.

Pour améliorer ses produits, ONIX Mosaico se réserve le droit d'annuler ou de modifier tout modèle, couleur, format, référence ou spécification technique figurant dans ce catalogue.

En raison des procédés techniques de reproduction, les couleurs sont approchantes et non exactes. Les photographies présentées dans ce catalogue ne sont pas contractuelles. L'interprétation des illustrations sera selon le critère du créateur. Tous les textes et information de ce catalogue restent sous réserve de possible erreurs. Ce catalogue est un outil informatif.

ONIX