

ONIX®

Deco 2023



**GO
GREEN**

**98%
RECYCLED
GLASS**

ONIX

ONIX has managed in just a few years to become the largest international manufacturer of glass mosaic. Our commitment to innovation, our technological potential and the continuous improvement of our production processes have allowed us to position ourselves as a benchmark in the world of decoration.

Our driving force is to offer the ideal ecological solution to commercial and residential projects that require sustainable construction materials and design. Our collections show our passion for transcending the limits of interior design and offering new aesthetic proposals every year, always in line with new trends and the needs of the market. More than two decades of experience with the same goal: to go as far as the imagination takes us.

ONIX

En ONIX hemos conseguido en tan sólo unos años convertirnos en el mayor fabricante de mosaico vítreo a nivel internacional. Nuestros esfuerzos en innovación, el potencial tecnológico con el que contamos y la mejora continua en los procesos productivos, nos ha permitido posicionarnos como referente en el universo de la decoración.

El motor que nos impulsa es ofrecer la solución ecológica ideal a proyectos comerciales y residenciales que requieran de materiales de construcción sostenibles y de diseño. En nuestras colecciones se hace patente nuestra pasión por trascender los límites del interiorismo y ofrecer cada año nuevas propuestas estéticas, siempre a la altura de las nuevas tendencias y las necesidades del sector.

Más de dos décadas de experiencia y siempre el mismo objetivo: ir tan lejos como nos lleve la imaginación.

ONIX

ONIX a réussi en quelques années à devenir le plus grand fabricant international de mosaïque de verre. Notre engagement envers l'innovation, notre potentiel technologique et l'amélioration continue de nos processus de production nous ont permis de nous positionner comme une référence dans le monde de la décoration.

Notre force motrice est d'offrir la solution écologique idéale aux projets commerciaux et résidentiels qui nécessitent des matériaux de construction et un design durables. Nos collections témoignent de notre passion pour transcender les limites de la décoration intérieure et offrir chaque année de nouvelles propositions esthétiques, toujours en phase avec les nouvelles tendances et les besoins du marché.

Plus de deux décennies d'expérience avec toujours le même objectif: aller aussi loin que l'imagination nous porte.





ONIX Environmental Commitment

We are responsible for the legacy of future generations, which is why we maintain a firm commitment to offer a product that is environmentally friendly, healthy and energy efficient in order to reduce the excess of CO2 emissions on the planet.

Our glass mosaic tesserae are made from 98% recycled glass, which adds value to the quality of our product.

We also promote the circular economy through the reuse of production waste, so that we can manufacture less demanding glass in terms of the purity of the raw material, such as mirrors, bottles, etc.

ONIX Compromiso Medioambiental

Nos sentimos responsables del legado de las futuras generaciones, por ello mantenemos un firme compromiso en ofrecer un producto respetuoso con el medio ambiente, la salud de las personas y energéticamente eficiente para reducir el exceso de emisiones CO2 en el planeta.

Nuestras teselas de mosaico vítreo están fabricadas a partir de un 98% de vidrio reciclado, lo que supone un valor añadido a la calidad de nuestro producto.

Promovemos además la economía circular mediante la reutilización de mermas de producción, de tal manera que se puedan fabricar vidrios menos exigentes que el nuestro respecto a la pureza de la materia prima como pueden ser los espejos, botellas, etc.

ONIX Engagement Environnemental

Nous sommes responsables de l'héritage des générations futures, c'est pourquoi nous maintenons un engagement ferme pour offrir un produit respectueux de l'environnement, sain et économe en énergie afin de réduire l'excès d'émissions de CO2 sur la planète.

Nos tesselles de mosaïque en verre sont fabriquées à partir de 98% de verre recyclé, ce qui ajoute de la valeur à la qualité de notre produit.

Nous favorisons également l'économie circulaire en réutilisant les déchets de production, afin de pouvoir fabriquer du verre moins exigeant en termes de pureté de la matière première, comme les miroirs, les bouteilles, etc.

Versatility and Efficiency

We design and conceive glass mosaic as a fundamental element for indoor and outdoor decoration, not only because of its aesthetic possibilities, which allow for great customization, decoration and design, but also because of its functional properties.

Its high resistance to humid environments, non-porosity and resistance to thermal shocks, make our product the perfect choice for all types of rooms. In addition to its hygienic and antibacterial properties and its ease of cleaning, which explains the increasing use of this material in all types of projects.

Versatilidad y Eficiencia

Diseñamos y concebimos el mosaico vítreo como un elemento fundamental en la decoración de interiores y exteriores, no sólo por sus posibilidades estéticas, que nos aportan una gran capacidad de personalización, decoración y diseño; sino también por sus propiedades funcionales.

Su alta resistencia a ambientes húmedos, nula porosidad y resistencia a choques térmicos, convierten a nuestro producto en la opción perfecta para todo tipo de estancias. Además de destacar sus propiedades higiénicas y antibacterianas y su facilidad de limpieza, que justifican el crecimiento en la elección de este material en todo tipo de proyectos.

Versatilité et Efficacité










Nous dessinons et concevons la mosaïque de verre comme un élément fondamental de la décoration intérieure et extérieure, non seulement en raison de ses possibilités esthétiques, qui permettent une grande capacité de personnalisation, de décoration et de design, mais aussi en raison de ses propriétés fonctionnelles.

Sa grande résistance aux environnements humides, sa non-porosité et sa résistance aux chocs thermiques, font de notre produit le choix idéal pour tous les types de pièces. Sans compter ses propriétés hygiéniques et antibactériennes et sa facilité de nettoyage, ce qui explique l'utilisation croissante de ce matériau dans tous types de projets.












Symbol

Product

-  Minimum Order | 1 Module
-  Minimum Order | 1 Box
-  Sales Unit | Square Meters
-  Mosaic Support | Dots
-  Mosaic Support | Mesh
-  New Article
-  Gold 24k
-  Metals
-  Stoneglass Mohs 9
-  Matte & Seda Antislip
-  Satin
-  Iridescent
-  Luminescent

Packing

-  Packing 1 | Hex XL
-  Packing 2 | Hex
-  Packing 3 | Penta | 5 Sheets
-  Packing 4 | Penta | 10 Sheets
-  Packing 5 | Square 12x12 | 5 Sheets
-  Packing 6 | Square 12x12 | 10 Sheets
-  Packing 7 | Square 12x18
-  Packing 8 | Mosaic Finishing Pieces
-  Packing 9 | Penny

Index

Information

- 001 Catalogue Concept**
 - 008 Symbol
 - 009 Index
 - 010 How To Use The Catalogue

150 Technical Information

- 152 Technical Characteristics
- 156 Suitability Guide
- 158 Packing List
- 160 Types of Support
- 161 Important Advice
- 162 Tips for Metals & Gold 24k
- 163 Tips for Coloured Grouting
- 164 Installation Guide
- 165 Mosaic Laying Advice
- 166 Mosaic Laying Advice
 - Shading Blends
- 167 Sustainability Information

168 Special Index

- 170 Alphabetical Index
- 174 Colours Index

184 ONIX

Collections

012 Penny

- 014 Penny Vanguard
- 020 Penny Ecostones
- 022 Penny Cotto
- 024 Penny Natureglass
- 026 Penny Stoneglass
- 028 Penny Shiny
- 030 Penny Opalo

032 Hex XL

- 034 Hex XL Hexagon Blends
- 036 Hex XL Stoneblends
- 038 Hex XL Canvas
- 040 Hex XL Ecostones
- 044 Hex XL Cotto
- 048 Hex XL Zelik
- 050 Hex XL Stoneglass
- 052 Hex XL Natureglass

054 Hex

- 056 Hex Boreal
- 056 Hex Opalo
- 056 Hex Vintage Blends
- 058 Hex Craquele
- 058 Hex Stoneblends
- 060 Hexagon Blends
- 064 Hex Canvas
- 066 Hex Ecostones
- 072 Hex Stoneglass
- 076 Hex Natureglass

078 Penta

- 080 Penta Ecostones
- 082 Penta Cotto

086 Square

- 088 Boreal
- 090 Stoneglass Blends
- 090 Metal Blends
- 092 Ecostones
- 096 Stoneglass
- 098 Natureglass
- 100 Opalo
- 102 Lisa

104 Modular

- 106 Hex Patterns
- 120 Square Patterns


130 Colour Palette

- 132 Mosaic Creator
- 134 Mosaic Finishes
- 136 Stoneglass Palette
- 138 Natureglass Palette

140 Custom Design

- 142 Shading Blends
- 144 Pixel Art
- 146 Digital Print
- 148 Artistic Mosaic

How to use the catalogue



Private Villa | Penny Ecostones Matte

Penny Ecostones

Matte
C3 / R11



*Penny Grafto Matte
2005078 | 427



Penny Ryn
2005445 | 427




*Penny Inverno Grey Matte
2005103 | 427



*Penny Yuna Matte
2005446 | 440



*Penny Thassos Matte
2005443 | 427




*Penny Fosco Matte
2005079 | 427



*Penny Athena Matte
2005444 | 427



*Penny Calacatta Gold Matte
2005020 | 427



*Penny Venato White Matte
2005128 | 427

*Tip for coloured grouting of Matte & Seda finish products | Check page 163.

PENNY ECOSTONES 21

Tesserae format
Formato de la tesela
Format de tesselle

Packing
Embalaje
Emballage

Support mosaic
Soporte mosaico
Support mosaïque

Sales unit
Unidad de venta
Unité de vente

Minimum order
Pedido mínimo
Commande minimum

Name of the series
Nombre de la serie
Nom de la serie


Code price
Código venta
Code prix

Description
Descripción
Description

Code article
Código artículo
Code article

Product information
Información producto
Informations produit


Penny






ø 19 mm - 0,74"
 P9
 m²
 1


Penny Vanguard




Penny Forest Blue
2005158 | 440




Penny Arrecife Emerald
2005451 | 440




Penny Krabi
2005453 | 440




Penny Bora
2005456 | 440



Penny Maui
2005454 | 440




Penny Caribu
2005452 | 440




Penny Savu
2005455 | 440

Private Villa | Penny Nordic Stone.


Penny Vanguard




Penny Arrecife Iridis Grey
2005297 | 459




Penny Nordic Stone
2005154 | 427



Penny Storm
2005290 | 427



Penny Saona
2005156 | 427



Penny Kara Blue
2005153 | 427



Penny Meru
2005449 | 440




Penny Print
2005157 | 440

ø 19 mm - 0,74"
P9
m²
■




Private Villa | Penny Print.


Penny Vanguard




Penny Dasha
2005855 | 427 N




Penny Zaira Iridis
2005856 | 459 ✦ N




Penny Cassian Iridis
2005857 | 459 ✦ N




Penny Lungomare
2005155 | 427



Penny Delbin Iridis
2005853 | 459 ✦ N



Penny Zhoe Iridis
2005854 | 459 ✦ N



Penny Kara Beige
2005159 | 427

ø 19 mm - 0,74"
P9
m²
N




Private Villa | Penny Kara Beige.




ø 19 mm - 0,74"
 P9
 m²
 ■

Penny Ecostones


 **Matte**
 C3 / R11




*Penny Grafito Matte
 2005018 | 427




Penny Ryn
 2005445 | 427




*Penny Inverno Grey Matte
 2005103 | 427



*Penny Yuma Matte
 2005446 | 440



*Penny Thassos Matte
 2005443 | 427



*Penny Fosco Matte
 2005019 | 427



*Penny Athena Matte
 2005444 | 427



*Penny Calacatta Gold Matte
 2005020 | 427



*Penny Venato White Matte
 2005128 | 427


Private Villa | Penny Thassos Matte.

*Tips for coloured grouting of Matte & Seda finish products | Check page 163.




ø 19 mm - 0,74"
 P9
 m²
 N


Penny Cotto



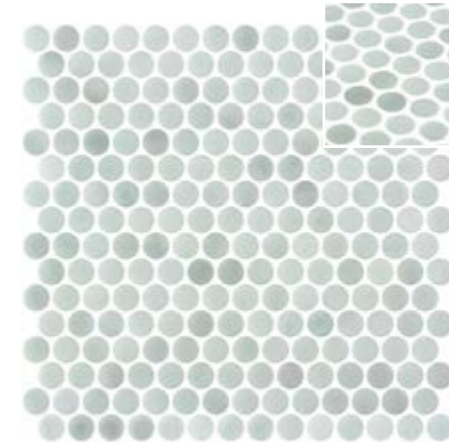
Penny Bittor
2005864 | 440




Penny Yadel
2005863 | 440




Penny Lombok
2005858 | 440




Penny Eiden
2005865 | 440




Penny Danae
2005859 | 427



Penny Carel
2005862 | 440



Penny Gaia
2005860 | 427



Penny Livia
2005861 | 440




Private Villa | Penny Bittor.




ø 19 mm - 0,74"
 P9
 m²
 1


Penny Natureglass


 **Matte**
 C3 / R11




*Penny Natureglass Black Matte 
 2005000 | 371




*Penny Natureglass Cadet Grey Matte  **N**
 2005713 | 371





*Penny Natureglass Moka Matte 
 2005003 | 371




*Penny Natureglass Dark Grey Matte 
 2005001 | 371




*Penny Natureglass Pale Blue Matte 
 2005007 | 371





*Penny Natureglass Taupe Matte 
 2005004 | 371




*Penny Natureglass Smooth Grey Matte 
 2005002 | 371



*Penny Natureglass White Matte 
 2005008 | 371




*Penny Natureglass Bone Matte 
 2005005 | 371



Private Villa | Penny Natureglass White Matte.


*Tips for coloured grouting of Matte & Seda finish products | Check page 163.


Penny Natureglass


 **Matte**
C3 / R11



*Penny Natureglass Capri Matte  
2005883 | 371




*Penny Natureglass Jade Matte 
2005006 | 371



*Penny Natureglass Sage Green Matte  
2005884 | 371

Penny Stoneglass

 **Mohs 9**
C2 / R9



Penny Stoneglass Gold 
2005017 | 440

ø 19 mm - 0,74"
P9
m²
1




Private Villa | Penny Natureglass Sage Green Matte.




ø 19 mm - 0,74"
 P9
 m²
 N


Penny Shiny




Penny Black Shiny
2005009 | 371



Penny Taupe Shiny
2005013 | 371




Penny Dark Grey Shiny
2005010 | 371




Penny Bone Shiny
2005714 | 371

N



Penny Smooth Grey Shiny
2005011 | 371




Penny White Shiny
2005014 | 371

Private Villa | Penny Taupe Shiny.



ø 19 mm - 0,74"
 P9
 m²
 1


Penny Opalo



Penny Opalo Black
2005015 | 422



Penny Opalo White
2005016 | 422




Penny Natureglass Opalo Black
2005021 | 424



Penny Natureglass Opalo White
2005022 | 424

Private Villa | Penny Natureglass Opalo White.

Hex XL





ø 51,6 mm - 2"
 P1
 m²

Private Villa | Hex XL Fosco Argent.

Hex XL Hexagon Blends



Hex XL Stoneglass Opalo Black
2004744 | 440



Hex XL Fosco Argent
2004577 | 459



Hex XL Copenhagen
2004754 | 470



Hex XL Fossil
2004576 | 511



ø 51,6 mm - 2"
 P1
 P1
 m²
 1

Private Villa | Hex XL Stoneblend Loft.

Hex XL Stoneblends

 **Mohs 9**
 C2 / R9



Hex XL Stoneblend Mixed Grey
2004699 | 428



Hex XL Stoneblend Sky
2004700 | 428



Hex XL Stoneblend Loft
2004701 | 428



Hex XL Stoneblend Soft
2004702 | 428



ø 51,6 mm - 2"
 P1
 m²
 1

Hex XL Canvas



Hex XL Denver
2005477 | 459



Hex XL Nora
2005480 | 459



Hex XL Lube
2005479 | 459



Hex XL Ryn
2005478 | 459


Private Villa | Hex XL Nora.



ø 51,6 mm - 2"
 P1
 m²
 1

Hex XL Ecostones


Matte
 C3 / R11



*Hex XL Coimbra Matte
 2004746 | 470



Hex XL Coimbra Textured
 2004745 | 470



Hex XL Denim Copper
 2004572 | 459




*Hex XL Grafito Matte
 2004574 | 459



*Hex XL Yuma Matte
 2005471 | 470



*Hex XL Manhattan Matte
 2005475 | 459



Hex XL Maui
 2005468 | 459



*Hex XL Glasgow Matte
 2004752 | 470



Private Villa | Hex XL Coimbra Matte & Textured.

*Tips for coloured grouting of Matte & Seda finish products | Check page 163.

Hex XL Ecostones

 **Matte**
C3 / R11



*Hex XL Inverno Grey Matte
2004623 | 459



*Hex XL Thassos Matte
2005470 | 459



Hex XL Macael Textured
2004747 | 459



*Hex XL Fosco Matte
2004573 | 459



*Hex XL Calacatta Gold Matte
2004571 | 459



*Hex XL Athena Matte
2005473 | 459



*Hex XL Venato White Matte
2004575 | 459



o 51,6 mm - 2"
P1
m²
1




Private Villa | Hex XL Calacatta Gold Matte.




ø 51,6 mm - 2"
 P1
 m²
 7

Hex XL Cotto



Hex XL Bittor
2005840 | 470



Hex XL Yadel
2005839 | 470



Hex XL Carel
2005838 | 459



Hex XL Eloa
2005835 | 470



Hex XL Danae
2005833 | 459



Private Villa | Hex XL Yadel.

Hex XL Cotto



Hex XL Eiden
2005842 | 459



Hex XL Dara
2005841 | 459




Hex XL Gaia
2005834 | 459



Hex XL Livia
2005837 | 459






o 51,6 mm - 2"
P1
m²



Private Villa | Hex XL Gaia.



ø 51,6 mm - 2"
 P1


 m²


Hex XL Zelik



Hex XL Zelik Blue
2004749 | 467



Hex XL Zelik Green
2004748 | 467



Hex XL Zelik Grey
2004750 | 459



Hex XL Helsinki
2004755 | 470



Hex XL Zelik White
2004751 | 459

Private Villa | Hex XL Zelik Grey.



ø 51,6 mm - 2"
 P1
 m²
 1

Private Villa | Hex XL Stoneglass Gainsboro.

Hex XL Stoneglass


 **Mohs 9**
 C2 / R9



Hex XL Stoneglass Black
2004696 | 424



Hex XL Stoneglass White
2004695 | 424



Hex XL Stoneglass Light Brun
2004698 | 424



Hex XL Stoneglass Gainsboro
2004697 | 424



- ø 51,6 mm - 2"
- P1
-
-
- m²
-

Private Villa | Hex XL Natureglass White Matte.

Hex XL Natureglass

Matte
C3 / R11



Hex XL Natureglass Black Matte
2004742 | 400




Hex XL Natureglass White Matte
2004570 | 390



*Tips for coloured grouting of Matte & Seda finish products | Check page 163.

Hex






ø 31,75 mm - 1,25"
 P2
 m²

Private Villa | Hex Pauline.

Hex Boreal



*Hex Lynx
2003869 | 540




Hex Opalo



Hex Opalo White
2002904 | 422




Hex Vintage Blends



Hex Emma
2003268 | 470



Hex Gilda
2003270 | 470



Hex Pauline
2003271 | 470


*Precious Metals & Resins | Check page 162.



ø 31,75 mm - 1,25"
 P2
 m²

Private Villa | Hex Stoneblend Anchor.

Hex Craquele



Hex Azulao Original
2003534 | 430



Hex Azulao Blue
2003533 | 430

Hex Stoneblends



Hex Stoneblend Smoke
2003862 | 424




Hex Stoneblend Anchor
2003861 | 424




ø 31,75 mm - 1,25"
 P2
 m²

Residential Cultra, Northern Ireland | Hex Blend Taupe.


Hexagon Blends




Hex Stoneglass Opalo Black
2002906 | 424




Hex Blend Black
2002919 | 427



Hex Stoneglass Opalo Grey
2002908 | 422



Hex Blend Tan
2002922 | 452



Hex Blend Taupe
2002920 | 427



Hex Blend Cloud
2002923 | 427

Hexagon Blends



Hex Blend Aquamarine
2002955 | 424




Hex Blend Shadow
2003857 | 459



Hex Blend Metal Carrara
2002941 | 424



Hex Blend Fossil
2003854 | 459



Hex Stoneglass Opalo White
2002907 | 422



Hex Blend Cotton
2003853 | 459



Private Villa | Hex Blend Fossil.



ø 31,75 mm - 1,25"
P2
m²

Hex Canvas



Hex Denver
2005464 | 452



Hex Nora
2005467 | 452



Hex Lube
2005466 | 452



Hex Ryn
2005465 | 452

Private Villa | Hex Nora.




ø 31,75 mm - 1,25"
 P2
 m²
 1

Private Villa | Hex Venato White Matte.

Hex Ecostones

 **Matte**
 C3 / R11




***Hex Nero Marquina Matte**
 2003257 | 452




***Hex Silver Matte**
 2003261 | 427



***Hex Manhattan Matte**
 2005463 | 427




***Hex Yuma Matte**
 2005459 | 452



Hex Gray Silver Mix
 2003265 | 424

Hex Onice Mix
 2003263 | 424



***Hex Misty Matte**
 2004286 | 427



***Hex Fosco Matte**
 2004282 | 427



*Tips for coloured grouting of Matte & Seda finish products | Check page 163.

Hex Ecostones

Matte
C3 / R11



*Hex Frisia Silver Matte
2003536 | 470



*Hex Ecrú Nocce Mix Matte
2003266 | 452



*Hex Crema Marfil Matte
2003264 | 424



Hex Zement Sand
2003538 | 424



Hex Zement Grey
2003539 | 424



Hex Ivory Honed
2003262 | 424



Hex Umber
2004285 | 427



*Hex Habana Matte
2004281 | 427



ø 31,75 mm - 1,25"
P2
m²
■



Private Villa | Hex Crema Marfil Matte.

Hex Ecstones

 **Matte**
C3 / R11



*Hex Thassos Matte
2005458 | 427



*Hex Athena Matte
2005461 | 427



*Hex Calacatta Gold Matte
2004287 | 427



*Hex Calacatta Matte
2003259 | 427



*Hex Statuario Matte
2003246 | 427






*Hex Carrara Matte
2002924 | 421



*Hex Venato White Matte
2003520 | 427



ø 31,75 mm - 1,25"
P2


m²




Private Villa | Hex Calacatta Gold Matte & Special Mix.




L'Osteria de IL Duomo, León, México | Hex Stoneglass White & Russet.


- ø 31,75 mm - 1,25"
- P2
-
-
- m²
-

Hex Stoneglass


Mohs 9
C2 / R9




Hex Stoneglass Black
2002901 | 371




Hex Stoneglass Light Brun
2003851 | 371




Hex Stoneglass Antracite
2003852 | 371



Hex Stoneglass Gainsboro
2003850 | 371




Hex Stoneglass Grey
2002902 | 371




Hex Stoneglass White
2002900 | 371

Hex Stoneglass


 **Mohs 9**
C2 / R9




Hex Stoneglass Green
2004290 | 371




Hex Stoneglass Gold
2004758 | 470




Hex Stoneglass Russet
2003837 | 440



Hex Stoneglass Ochre
2004288 | 371









Hex Stoneglass Royal Blue
2003836 | 371



Hex Stoneglass Light Blue
2004289 | 371



 P2
  
 m²
 1

Private Villa | Hex Stoneglass Green, Ochre, Light Brun, Gainsboro & White.






ø 31,75 mm - 1,25"
 P2
 m²
 1


Residential Eixample, Barcelona | Hex Natureglass Black & White Matte.

Hex Natureglass

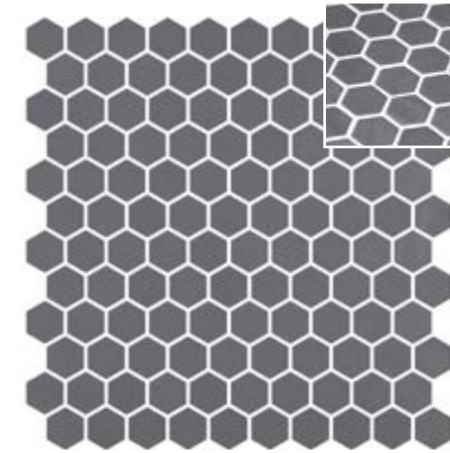

Matte
 C3 / R11



*Hex Natureglass Black Matte
 2002892 | 371




*Hex Natureglass Smooth Grey Matte
 2002915 | 371



*Hex Natureglass Dark Grey Matte
 2002961 | 371



*Hex Natureglass Bone Matte
 2002895 | 371



*Hex Natureglass Grey Matte
 2002894 | 371



*Hex Natureglass White Matte
 2002893 | 371

*Tips for coloured grouting of Matte & Seda finish products | Check page 163.

Penta





50x50 mm - 2"x2"
 P3
 m²
 1


Private Villa | Penta New Slate Matte.

Penta Ecostones


Matte
 C3 / R11



***Penta Nero Calatorao Matte**
 2003554 | 427



***Penta New Basalt Matte**
 2004525 | 422



***Penta New Slate Matte**
 2004526 | 422



***Penta Onice Matte**
 2003553 | 422



***Penta Greige Matte**
 2003623 | 422



***Penta Cream Matte**
 2003624 | 422



***Penta Mix Shade Matte**
 2003556 | 427



***Penta Venato White Matte**
 2003570 | 422


*Tips for coloured grouting of Matte & Seda finish products | Check page 163.



50x50 mm - 2"x2"
 P3
 m²
 1

Private Villa | Penta Eloa.


Penta Cotto



Penta Bittor
 2005850 | 360



Penta Yadel
 2005849 | 360



Penta Lombok
 2005866 | 360



Penta Eloa
 2005845 | 427




Penta Carel
 2005848 | 360

Penta Cotto



Penta Danae Iridis
2005843 | 427




Penta Eiden
2005852 | 360



Penta Gaia Iridis
2005844 | 427



Penta Livia Iridis
2005847 | 427



Penta Dara Iridis
2005851 | 427

50x50 mm - 2"x2"
P3
m²



Private Villa | Penta Bittor.

Square






25x25 mm - 1"xl"

P5


m²

Boreal


Gold
24k




*Phoenix
2003816 | 510



*Draco
2003817 | 510



*Nador
2002794 | 671



*Agadir
2003819 | 660



*Orion
2003812 | 510



*Lyra
2003814 | 510

Private Villa | Phoenix.

*Precious Metals & Resins | Check page 162.



25x25 mm - 1"x1"

P6



m²



P5




m²




Private Villa | Metal White, Natureglass Smooth
Grey Matte & Phoenix.

Stoneglass Blends



Stoneglass Opalo Negro
2000125 | 400




Stoneglass Opalo Gris
2002248 | 400



Stoneglass Opalo Blanco
2000124 | 400



Metal Blends



Metal Black
2003825 | 426



Metal White
2003826 | 426





25x25 mm - 1"x1"

P5




m²




Ecstones


Matte
C3 / R11




*Nero Marquina Matte
2003255 | 424



*New Basalt Matte
2004522 | 330



*New Slate Matte
2004523 | 330



*Silver Matte
2003276 | 390




Gray Silver Mix
2003281 | 390



Zement Grey
2003541 | 390



Ivory Honed
2003278 | 380



*Fosco Matte
2004300 | 390



Private Villa | Nero Marquina Matte & Venato White Matte.

*Tips for coloured grouting of Matte & Seda finish products | Check page 163.

Ecstones


 **Matte**
C3 / R11



*Ecrú Matte
2003277 | 390



*Crema Marfil Matte
2003280 | 380



*New Limestone Matte
2004524 | 330



*Calacatta Gold Matte
2004310 | 390



*Calacatta Matte
2003274 | 390






*Statuario Matte
2003279 | 380



*Venato White Matte
2003513 | 380



25x25 mm - 1"x1"
P5




Private Villa | Nero Marquina Matte, Ecrú Matte, Silver Matte & Venato White Matte.






25x25 mm - 1"xl"

P6


m²

Stoneglass


Mohs 9
C2 / R9




Stoneglass 25010
2001055 | 330




Stoneglass Gold
2004770 | 440




Stoneglass Russet
2003833 | 424




Stoneglass 25011
2001056 | 330




Stoneglass Gainsboro
2004315 | 330




Stoneglass Green
2004313 | 330



Stoneglass Light Brun
2004316 | 330



Stoneglass 25013
2001057 | 330



Stoneglass Ochre
2004311 | 330

Private Villa | Stoneglass Light Brun, Green & 25013.




25x25 mm - 1"x1"

P6


m²

Natureglass


Matte
C3 / R11




*Natureglass Black Matte
2003469 | 330




Natureglass New Argent
2004542 | 422




Natureglass New Golden
2004543 | 422




*Natureglass Dark Grey Matte
2004372 | 350




*Natureglass Grey Matte
2003471 | 350




*Natureglass Moka Matte
2002319 | 360



*Natureglass Smooth Grey Matte
2003470 | 350



*Natureglass White Matte
2003467 | 330



*Natureglass Bone Matte
2003468 | 350



Private Villa | Natureglass White & Black Matte.

*Tips for coloured grouting of Matte & Seda finish products | Check page 163.



25x25 mm - 1"x1"


P7



m²




Opalo



Opalo Negro

2000206 | 425



Opalo Blanco

2000205 | 422



Residencial Costa d'en Blanes | Opalo Negro.



25x25 mm - 1"x1"

P7

m²

7

Lisa



Lisa 25200
2000049 | 230




Lisa 25100
2000056 | 230



Lisa 25503
2000057 | 411



Lisa 25201
2000047 | 200



Lisa 25101
2000053 | 200



Lisa 25108
2002805 | 200



Lisa 25202
2000048 | 200



Lisa 25103
2000052 | 200







Lisa 25113
2003604 | 200

Private Villa | Lisa 25101.

Modular











 ø 31,75 mm - 1,25"

Private Villa | Hex Pattern 6.

Hex Patterns



*Hex Pattern 25 2005875 | 530 
 Hex Natureglass Black & White Matte.


Sheet 4,6 mm - 0.181" Thickness
 301x174 mm - 11.85"x6.85" - 0,05 m²

Box 6 Sheets
 0,31 m² - 3.33 sqft




Repeated module.



*Hex Pattern 1 2003002 | 530 
 Hex Natureglass Black & White Matte.

Sheet 4,6 mm - 0.181" Thickness
 301x232 mm - 11.85"x9.13" - 0,07 m²

Box 6 Sheets
 0,42 m² - 4.52 sqft




Repeated module.

*Tips for coloured grouting of Matte & Seda finish products | Check page 163.

Hex Patterns


MOD m² ø 31,75 mm - 1,25"



***Hex Pattern 26** 2005876 | 530 
Hex Natureglass Black & White Matte.


Sheet 4,6 mm - 0.181" Thickness
301x290 mm - 11.85"x11.41" - 0,09 m²

Box 6 Sheets
0,53 m² - 5.70 sqft



Repeated module.





Hex Pattern 3 2003364 | 530 
Hex Stoneglass White, Ochre, Gainsboro & Antracite.



Repeated module. Sheet 4,6 mm - 0.181" Thickness 301x290 mm - 11.85"x11.41" 0,09 m²
Box 6 Sheets 0,53 m² - 5.70 sqft




***Hex Pattern 4** 2003365 | 530 
Hex Nero Marquina Matte, Hex Venato White Matte & Hex Silver Matte.




Repeated module. Sheet 4,6 mm - 0.181" Thickness 301x290 mm - 11.85"x11.41" 0,09 m²
Box 6 Sheets 0,53 m² - 5.70 sqft



***Hex Pattern 2** 2003363 | 530 
Hex Natureglass Black & White Matte.


Sheet 4,6 mm - 0.181" Thickness
301x290 mm - 11.85"x11.41" - 0,09 m²

Box 6 Sheets
0,53 m² - 5.70 sqft



Repeated module.



Hex Pattern 27 2005877 | 530 
Hex Stoneglass White, Russet, Ochre, Grey & Black.




Repeated module. Sheet 4,6 mm - 0.181" Thickness 301x290 mm - 11.85"x11.41" 0,09 m²
Box 6 Sheets 0,53 m² - 5.70 sqft

Hex Patterns

MOD m² ø 31,75 mm - 1,25"



Hex Pattern 15 2004337 | 530 
Hex Stoneglass White, Green & Ochre.

Sheet 4,6 mm - 0.181" Thickness 602x290 mm - 23.70"x11.41" 0,175 m²
Box 6 Sheets 0,53 m² - 5.70 sqft


Repeated module.




Hex Pattern 14 2004336 | 530 
Hex Stoneglass White, Light Blue & Royal Blue.

Sheet 4,6 mm - 0.181" Thickness 452x261 mm - 17.79"x10.27" 0,118 m²
Box 10 Sheets 0,59 m² - 6.35 sqft


Repeated module.



***Hex Pattern 28** 2005878 | 530 
Hex Venato White Matte, Hex Silver Matte & Hex Nero Marquina Matte.

Sheet 4,6 mm - 0.181" Thickness 452x261 mm - 17.79"x10.27" 0,118 m²
Box 10 Sheets 0,59 m² - 6.35 sqft


Repeated module.



Hex Pattern 29 2005879 | 530 
Hex Stoneglass White, Light Blue, Royal Blue & Ochre.


Sheet 4,6 mm - 0.181" Thickness 301x406 mm - 11.85"x 15.98" 0,12 m²
Box 8 Sheets 0,49 m² - 5.27 sqft


Repeated module.




Hex Patterns


MOD m² ø 31,75 mm - 1,25"



Hex Pattern 13 2004335 | 530 
Hex Stoneglass White, Light Brun, Russet & Green.


Sheet 4,6 mm - 0.181" Thickness 301x580 mm - 11.85"x22.83" 0,175 m²
Box 6 Sheets 0,53 m² - 5.70 sqft



Hex Pattern 12 2004334 | 530 
Hex Stoneglass Gainsboro & Antracite.

Sheet 4,6 mm - 0.181" Thickness 301x522 mm - 11.85"x 20.55" 0,157 m²
Box 6 Sheets 0,47 m² - 5.05 sqft



Hex Pattern 30 2005880 | 530 
Hex Stoneglass White, Gainsboro, Black, Russet & Ochre.


Sheet 4,6 mm - 0.181" Thickness 301x522 mm - 11.85"x 20.55" 0,157 m²
Box 6 Sheets 0,47 m² - 5.05 sqft




***Hex Pattern 31** 2005881 | 530 
Hex Venato White Matte, Hex Silver Matte & Hex Crema Marfil Matte.

Sheet 4,6 mm - 0.181" Thickness 301x522 mm - 11.85"x 20.55" 0,157 m²
Box 6 Sheets 0,47 m² - 5.05 sqft


Repeated module.



Repeated module.




Repeated module.



Repeated module.




Hex Patterns




***Hex Pattern 6** 2003367 | 530 
Hex Nero Marquina Matte & Hex Calacatta Matte.

Sheet 4,6 mm - 0.181" Thickness 602x580 mm - 23.70"x22.83" 0,35 m²
Box 4 Sheets 0,35 m² - 3.77 sqft

Repeated module.



***Hex Pattern 11** 2003643 | 530 
Hex Nero Marquina Matte, Hex Venato White Matte & Hex Silver Matte.

Sheet 4,6 mm - 0.181" Thickness 602x580 mm - 23.70"x22.83" 0,35 m²
Box 4 Sheets 0,35 m² - 3.77 sqft

Repeated module.



ø 31,75 mm - 1,25"

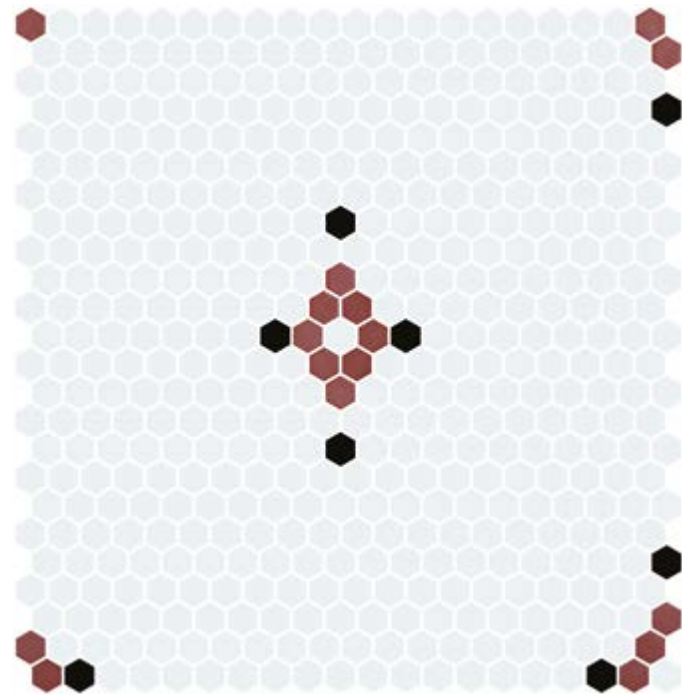
m²
MOD



Private Villa | Hex Pattern 11.

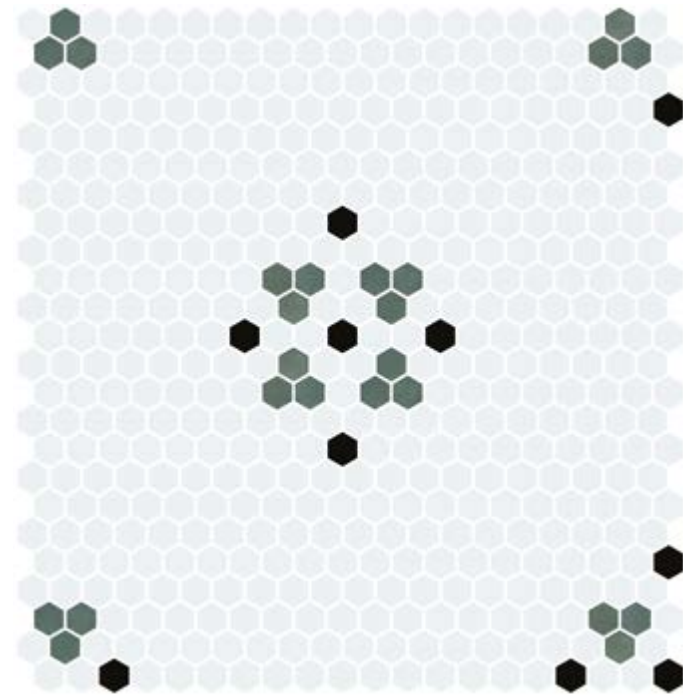
Hex Patterns

MOD m² ø 31,75 mm - 1,25"




Hex Pattern 18 2004340 | 530
Hex Stoneglass White, Black & Russet.

Sheet 4,6 mm - 0.181" Thickness 602x580 mm - 23.70"x22.83" 0,35 m²
Box 4 Sheets 0,35 m² - 3.77 sqft




Hex Pattern 16 2004338 | 530
Hex Stoneglass White, Black & Green.

Sheet 4,6 mm - 0.181" Thickness 602x580 mm - 23.70"x22.83" 0,35 m²
Box 4 Sheets 0,35 m² - 3.77 sqft



Hex Pattern 20 2004342 | 530
Hex Stoneglass White, Russet, Ochre & Green.

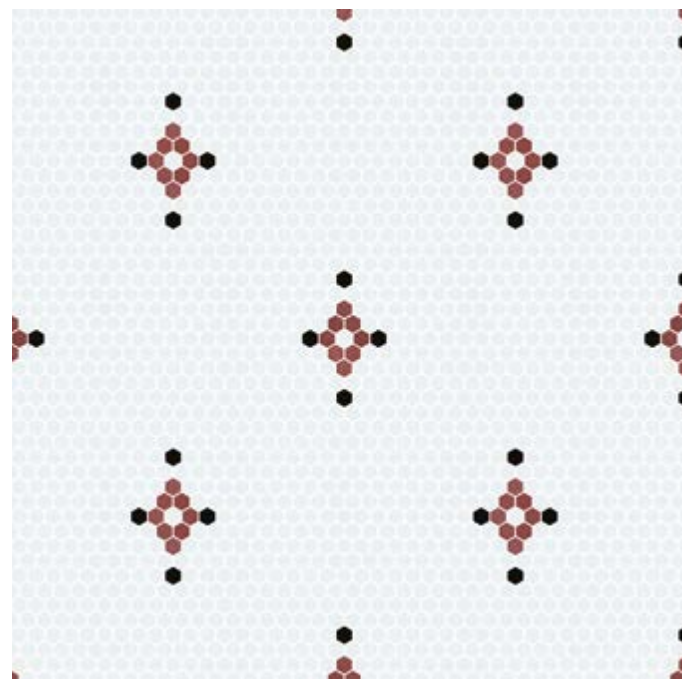
Sheet 4,6 mm - 0.181" Thickness 602x580 mm - 23.70"x22.83" 0,35 m²
Box 4 Sheets 0,35 m² - 3.77 sqft




Hex Pattern 21 2004343 | 530
Hex Stoneglass White, Black, Gainsboro, Light Brun, Green & Ochre.

Sheet 4,6 mm - 0.181" Thickness 602x580 mm - 23.70"x22.83" 0,35 m²
Box 4 Sheets 0,35 m² - 3.77 sqft


Repeated module.




Repeated module.




Repeated module.




Repeated module.



Hex Patterns



MOD m²  ø 31,75 mm - 1,25"



Hex Pattern 23 2004345 | 530 
Hex Stoneglass White, Gainsboro & Grey.

Sheet 4,6 mm - 0.181" Thickness 602x1044 mm - 23.70"x41.10" 0,626 m²
Box 8 Sheets 0,626 m² - 6.74 sqft


Repeated module.



***Hex Pattern 32** 2005882 | 530 
Hex Venato White Matte & Hex Silver Matte.

Sheet 4,6 mm - 0.181" Thickness 602x1044 mm - 23.70"x41.10" 0,626 m²
Box 8 Sheets 0,626 m² - 6.74 sqft

Repeated module.





25x25 mm - 1"x1"

 m²


Private Villa | Squares Pattern 19


Squares Patterns




*Squares Pattern 1 2003357 | 473
 Nero Marquina Matte & Venato White Matte.

Sheet 4,7 mm - 0.185" Thickness
 259x259 mm - 10.19"x10.19" - 0,07 m²

Box 5 Sheets
 0,35 m² - 3.77 sqft




Repeated module.



*Squares Pattern 10 2004348 | 473
 Stoneglass 25013, 25010 & Natureglass
 Smooth Grey.

Sheet 4,7 mm - 0.185" Thickness
 311x311 mm - 12.24"x12.24" - 0,10 m²


Box 5 Sheets
 0,49 m² - 5.27 sqft



Repeated module.

*Tips for coloured grouting of Matte & Seda finish products | Check page 163.


Squares Patterns




*Squares Pattern 20 2005867 | 473
Natureglass Black & White Matte.

Sheet 4,7 mm - 0.185" Thickness
311x311 mm - 12.24"x12.24" - 0,10 m²

Box 5 Sheets
0,49 m² - 5.27 sqft




Repeated module.




*Squares Pattern 4 2003361 | 473
Natureglass Grey & White Matte.

Sheet 4,7 mm - 0.185" Thickness
311x311 mm - 12.24"x12.24" - 0,10 m²

Box 5 Sheets
0,49 m² - 5.27 sqft




Repeated module.



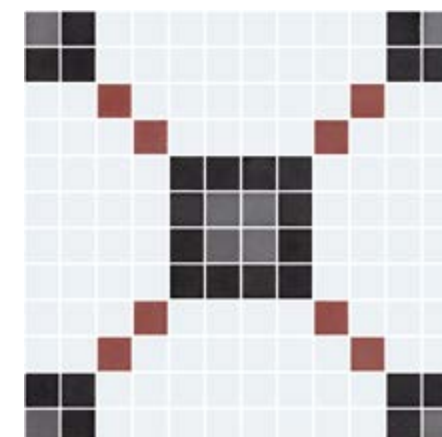
*Squares Pattern 3 2003360 | 473
New Basalt Matte & Stoneglass 25013.

Sheet 4,7 mm - 0.185" Thickness
311x311 mm - 12.24"x12.24" - 0,10 m²

Box 5 Sheets
0,49 m² - 5.27 sqft



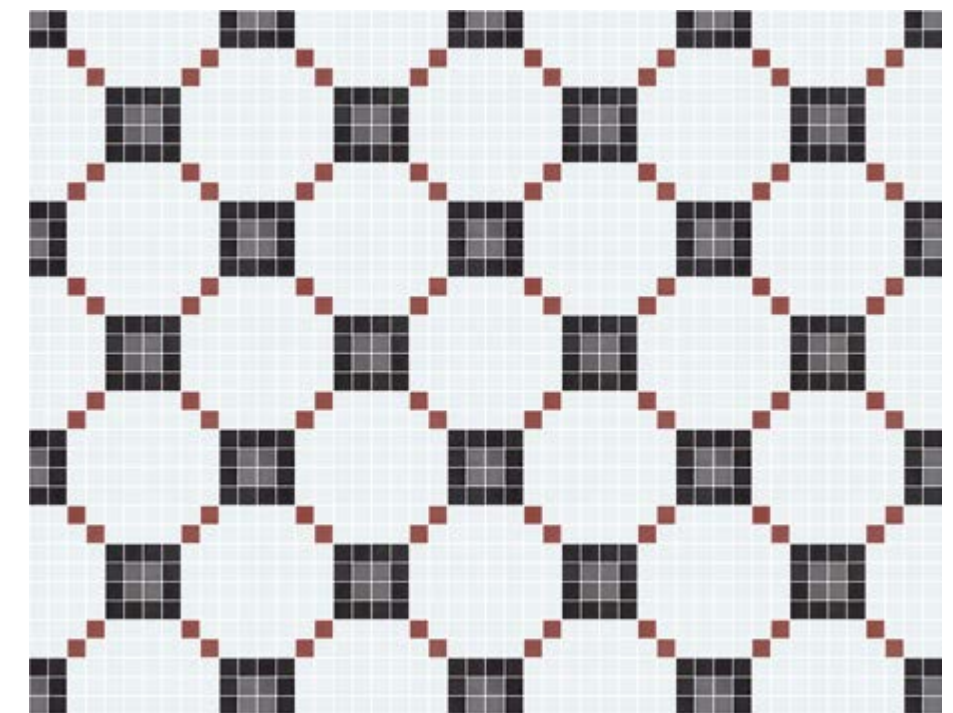
Repeated module.



Squares Pattern 21 2005868 | 473
Stoneglass 25013, 25010, 25011 & Russet.

Sheet 4,7 mm - 0.185" Thickness
311x311 mm - 12.24"x12.24" - 0,10 m²


Box 5 Sheets
0,49 m² - 5.27 sqft



Repeated module.

Squares Patterns


MOD m² 25x25 mm - 1"x1"



Squares Pattern 15 2004353 | 473

Stoneglass 25013, 25010 & Green.


Sheet 4,7 mm - 0.185" Thickness 622x622 mm - 24.48"x24.48" 0,39 m²
 Box 4 Sheets 0,39 m² - 4.19 sqft



Squares Pattern 16 2004354 | 473

Stoneglass 25013, Light Brun & Russet.


Sheet 4,7 mm - 0.185" Thickness 622x622 mm - 24.48"x24.48" 0,39 m²
 Box 4 Sheets 0,39 m² - 4.19 sqft



Squares Pattern 22 2005869 | 473

Stoneglass 25013, Light Brun & Green.

Sheet 4,7 mm - 0.185" Thickness 622x622 mm - 24.48"x24.48" 0,39 m²
 Box 4 Sheets 0,39 m² - 4.19 sqft




Squares Pattern 23 2005870 | 473

Stoneglass 25013 & 25010.

Sheet 4,7 mm - 0.185" Thickness 1244x1244 mm - 48.98"x48.98" 1,54 m²
 Box 16 Sheets 1,54 m² - 16.57 sqft


Repeated module.




Repeated module.



Repeated module.



Random module repetition.




Squares Patterns


MOD m² 25x25 mm - 1"x1"




***Squares Pattern 24** 2005871 | 473 
Nero Marquina Matte, Venato White Matte, Crema Marfil Matte.

Sheet 4,7 mm - 0.185" Thickness 622x622 mm - 24.48"x24.48" 0,39 m²
Box 4 Sheets 0,39 m² - 4.19 sqft




***Squares Pattern 25** 2005872 | 473 
Natureglass White, Bone, Smooth Grey, Grey, Dark Grey & Black Matte.

Sheet 4,7 mm - 0.185" Thickness 622x622 mm - 24.48"x24.48" 0,39 m²
Box 4 Sheets 0,39 m² - 4.19 sqft



Squares Pattern 26 2005873 | 473 
Stoneglass 25013 & 25010.


Sheet 4,7 mm - 0.185" Thickness 622x622 mm - 24.48"x24.48" 0,39 m²
Box 4 Sheets 0,39 m² - 4.19 sqft




Squares Pattern 27 2005874 | 473 
Stoneglass 25013 & Light Brun.

Sheet 4,7 mm - 0.185" Thickness 622x622 mm - 24.48"x24.48" 0,39 m²
Box 4 Sheets 0,39 m² - 4.19 sqft

Repeated module 45°.



Repeated module 45°.




Repeated module 45°.



Repeated module 45°.




Squares Patterns



***Squares Pattern 19** 2004624 | 473 
Venato White Matte & Nero Marquina Matte.

Sheet 4,7 mm - 0.185" Thickness 622x622 mm - 24.48"x24.48" 0,39 m²
Box 4 Sheets 0,39 m² - 4.19 sqft



***Squares Pattern 12** 2004350 | 473 
Venato White Matte, Nero Marquina Matte, Silver Matte & Ecrú Matte.

Sheet 4,7 mm - 0.185" Thickness 622x622 mm - 24.48"x24.48" 0,39 m²
Box 4 Sheets 0,39 m² - 4.19 sqft



***Squares Pattern 18** 2004356 | 473 
Venato White Matte, Nero Marquina Matte, Silver Matte & Stoneglass Ochre.


Sheet 4,7 mm - 0.185" Thickness 933x933 mm - 36.73"x36.73" 0,87 m²
Box 9 Sheets 0,87 m² - 9.36 sqft



Squares Pattern 8 2003649 | 473
Venato White Matte, Ecrú Matte & Ivory Honed.

Sheet 4,7 mm - 0.185" Thickness 622x622 mm - 24.48"x24.48" 0,39 m²
Box 4 Sheets 0,39 m² - 4.19 sqft

Repeated module.



Repeated module.




Repeated module.



Repeated module.



Colour Palette



Mosaic Creator

mosaiccreator.onixmosaico.com



Choose from over 50 different designs in Square, Hex and Penta formats. Customize each one with our Mosaic Creator web app.

Elije entre más de 50 diseños diferentes en formato Square, Hex y Penta. Personaliza cada uno de ellos con nuestra aplicación web Mosaic Creator.

Choisissez parmi plus de 50 propositions différentes entre nos formats: Square, Hex et Penta. Personnalisez chacune d'entre elles avec notre application web Mosaic Creator.

Have you ever thought of creating a custom design? Mosaic Creator makes it possible. This ONIX web application to design floors and walls makes it possible for you to customize your designs and personalize patterns from our extensive catalogue.

¿Alguna vez has pensado en poder crear un diseño a medida y totalmente personalizado? Con Mosaic Creator es posible. Esta aplicación web para diseñar suelos y paredes de ONIX te permite customizar tus diseños y personalizar patterns de nuestro amplio catálogo.

Avez-vous déjà pensé à créer un design personnalisé? Mosaic Creator le rend possible. Cette application web d'ONIX pour le design des sols et des murs vous permet de personnaliser vos créations et de personnaliser les Patterns de notre vaste catalogue.


Mosaic Creator provides all the colors and finishes of mosaics. Endless possibilities to create a custom design. Forget about conventional interior and commercial designs that do not reflect your personality thanks to this ONIX web application that brings your personal character to the rooms.

Mosaic Creator pone a tu disposición todas sus opciones de colores y acabados de mosaicos. Un sinfín de posibilidades para crear un diseño a tu medida. Aléjate del interiorismo más estándar y de los diseños comerciales que no reflejan tu personalidad gracias a esta aplicación web de ONIX, transmite tu carácter personal a los espacios.

Mosaic Creator propose toutes les couleurs et les finitions des mosaïques. Des possibilités infinies pour créer un design personnalisé. Oubliez les designs conventionnels d'intérieur et commerciaux qui ne reflètent pas votre personnalité grâce à cette application web d'ONIX qui donnent un style personnel aux espaces.



Shading Blends.



Special Mix.



Pattern.



Private Villa | Squares Pattern 12.

Mosaic Finishes

Tesserae from each range hold different colours and technical specs. You can mix them and create as many combinations as you wish.

Natureglass.

The mosaic of great technical perfection. Tesserae with a defined cut and a neat matte finish. The base is coloured in a great variety of hues and shades: white, black, grey, silver, gold...

El mosaico de mayor perfección técnica. Teselas todo masa con corte totalmente definido y un pulcro acabado mate. La base está coloreada en una gran variedad de tonos y matices: blanco, negro, grises, plata, dorado...

La mosaïque la plus aboutie techniquement. Des tesselles avec une coupe entièrement définie et une finition mate soignée. La base est colorée dans une grande variété de tonalités et de nuances: blanc, noir, gris, argent, or...

Cada tipología de tesela tiene unos acabados, colores y especificaciones técnicas. Puedes mezclarlas entre sí y crear tantas combinaciones como sean necesarias.

Stoneglass.

ONIX's highest technical spec range that stands out for its high wear resistance. Classed Mohs 9 (almost as hard as diamond mosaic) it's especially suitable for commercial flooring.

La serie más técnica de ONIX. Una proeza de producción que destaca por su alta resistencia al desgaste. Catalogado como Mohs 9, es casi tan duro como el diamante, este mosaico está especialmente indicado para pavimentos comerciales.

La série la plus technique d'ONIX. Un exploit de production qui se distingue par une haute résistance à l'usure. Classé Mohs 9, elle est presque aussi dure que le diamant, particulièrement adaptée aux zones de grand passage.

Chaque tesselle a des finitions, des couleurs et des qualités techniques différentes. Vous pouvez les mélanger et créer autant de combinaisons que vous le souhaitez.

Ecstones.

Elegant marble and stone textures cover each mosaic. Endless possibilities of combination for decorating environments. A grain that recalls the marble fineness and recreates stone, taking us to its natural origin.

Elegantes texturas con mármoles y piedras recubren cada mosaico. Posibilidades infinitas de combinación para ambientes de decoración. Un vetado que recuerda la finura del mármol y recrea con realismo las piedras trasladándonos a su origen natural.

Des textures élégantes en marbre et en pierre couvrent chaque mosaïque. Les possibilités de combinaison sont infinies pour les environnements de décoration. Un grain qui évoque la finesse du marbre et recrée d'une façon réelle les pierres en nous amenant à son origine naturelle.



Natureglass. C3 / R11



Stoneglass. Mohs 9



Ecstones. C3 / R11



Private Villa | Special Mix.


Stoneglass Palette




Stoneglass Black



Stoneglass Light Brun



Stoneglass Russet



Stoneglass Dark Green




Stoneglass Capri




Stoneglass Royal Blue




Stoneglass Antracite



Stoneglass Taupe



Stoneglass Red




Stoneglass Green




Stoneglass Alice Blue




Stoneglass Cadet Grey



Stoneglass Nobel Grey



Stoneglass Cream



Stoneglass Tangerine




Stoneglass Pale Green




Stoneglass Jade



Stoneglass Artic Blue



Stoneglass Smooth Grey



Stoneglass Bone



Stoneglass Vanilla




Stoneglass Sage Green




Stoneglass Pale Blue



Stoneglass Gainsboro



Stoneglass Almond




Stoneglass Ochre




Stoneglass Moss Green




Stoneglass Maya Blue




Stoneglass White



Stoneglass Moka



Stoneglass Ginger




Stoneglass Gold

Natureglass Palette



Custom Design



Shading Blends

This type of decoration, based on a smooth transition between tones, is an ideal way to express yourself through color and to add beauty to any type of space.

Achieve a unique and customized visual effect with color gradients.

The ONIX Mosaic Creator web application allows you to create custom-made gradients: simply choose from our various series the colors, textures and finishes that best suit your project.

Find all the information you need regarding technical characteristics and tile-laying method on page 166 - Mosaic laying advice shading blends.

Este tipo de decoración, basada en una suave transición entre tonalidades, es una forma ideal de expresarse mediante el color y embellecer cualquier tipo de espacio.

Consigue un efecto visual único y personalizado mediante los degradados de color.

La aplicación web Mosaic Creator de ONIX permite confeccionar degradados a medida, escogiendo entre nuestras diferentes series los colores, texturas y acabados que mejor se ajusten a tu proyecto.

Descubre toda la información referente a sus características técnicas y modo de colocación en la página 166 - Mosaic laying advice shading blends.

Ce type de décoration, fondée sur une douce transition entre tonalités, est la manière idéale de s'exprimer à travers la couleur et d'embellir toute sorte d'espace.

Obtenez un effet visuel unique et personnalisé à travers les dégradés de couleur.

L'application web Mosaic Creator d'ONIX permet de confectionner des dégradés sur mesure, en choisissant parmi nos différentes séries, les couleurs, les textures et les finitions s'adaptant le mieux à votre projet.

Découvrez toute l'information en rapport avec ses caractéristiques techniques et mode de pose à la page 166 - Mosaic laying advice shading blends.

25x25 mm - 1"x1"



Natureglass. C3 / R11



Stoneglass. Mohs 9



Ecostones. C3 / R11

Private Villa | Custom Shading Blend.



Pixel Art

At ONIX, we capture your images and designs on glass mosaic by converting each pixel into a tile and creating highly attractive customized compositions that will make your space original and unique.

- Tell us all about the concept or motif you wish to reproduce; you can send us an image as reference or send us your own design, with as much definition as possible.
- Select the materials that will make up the space to be decorated. We make it possible for you to choose between multiple colors, finishes, and mosaic textures: smooth, metallic, luminescent, etc.
- Tell us the dimensions of the space to be decorated; please keep in mind that the larger the space, the greater the detail you can achieve.
- And that's it. Our design team will then have all the information they need to be able to send you a simulation of your project.


En ONIX plasamos tus imágenes o diseños en mosaico vítreo convirtiendo cada píxel en una tesela, creando composiciones personalizadas de gran atractivo que harán de tu espacio un lugar único.

- Explicanos bien la idea o motivo a reproducir; puedes hacernos llegar una imagen de referencia o enviarnos tu propio diseño, con la máxima definición posible.
- Elige los materiales que van a componer el decorado. Te ofrecemos la posibilidad de escoger entre múltiples colores, acabados y texturas de mosaico: lisos, metalizados, luminescentes, etc.
- Indícanos las dimensiones del decorado; para conseguir mayor detalle, las dimensiones del decorado también han de ser de mayor tamaño.
- Con esto, el equipo de diseño tendrá la información necesaria para poder hacerte llegar una simulación de tu proyecto.

Chez ONIX, nous reproduisons vos images ou vos conceptions en mosaïque de verre, transformant chaque pixel en tesselles, créant ainsi des compositions personnalisées très attrayantes qui rendront votre espace unique.

- Expliquez-nous l'idée ou le motif à reproduire; vous pouvez nous envoyer une image de référence ou votre propre conception, avec la plus haute définition possible.
- Choisissez les matériaux qui composeront le décor. Nous vous offrons la possibilité de choisir entre de multiples couleurs, finitions et textures de mosaïque : lisse, métallique, luminescente, etc.
- Veuillez nous indiquer les dimensions de l'ensemble. Pour obtenir plus de détails, les dimensions de l'ensemble doivent également être plus grandes.
- L'équipe de conception disposera ainsi des informations nécessaires pour pouvoir vous envoyer une simulation de votre projet.

Special Order



Felipe Pantone, Chromadynamica | Pixel Art.

Digital Print

With the ONIX digital printing system, we can reproduce any image or vector file onto glass mosaic. Achieve spectacular results thanks to the high resolution and precise use of color this technique employs.


- Select the base material.
- Tell us the dimensions of the decoration.
- Send us the image you wish to reproduce. For best results, we recommend that the file be in JPEG or TIFF format with a resolution of 300 dpi for digital images, or in EPS or Ai for vector files.
- If the image does not have the appropriate resolution or measurements, ONIX will propose a similar image as an alternative.
- This is all the information our design team needs to be able to send you a simulation of your project.

Mediante el sistema de impresión digital de ONIX logramos reproducir cualquier imagen o archivo vectorial sobre mosaico vítreo. Consigue un resultado espectacular gracias a la gran resolución y cromatismo que esta técnica ofrece.

- Elige el material base.
- Indícanos las dimensiones del decorado.
- Envíanos la imagen que deseas reproducir. Para conseguir mejores resultados, recomendamos que el archivo esté en formato JPEG o TIFF con una resolución de 300 ppp si se trata de una imagen digital o en EPS o Ai si se trata de un archivo vectorial.
- Si la imagen no tiene la resolución o medidas adecuadas, ONIX propondrá una imagen alternativa similar.
- Con todo esto, el equipo de diseño tendrá la información necesaria para poder hacerle llegar una simulación de tu proyecto.

Grâce au système d'impression numérique ONIX, nous pouvons reproduire n'importe quelle image ou fichier vectoriel sur de la mosaïque de verre. Il permet d'obtenir un résultat spectaculaire grâce à la grande résolution et au chromatisme de cette technique.

- Choisissez le matériau de base.
- Indiquez-nous les dimensions de l'ensemble.
- Envoyez-nous l'image que vous souhaitez reproduire. Pour un résultat optimal, nous recommandons que le fichier soit au format JPEG ou TIFF avec une résolution de 300 dpi s'il s'agit d'une image numérique, ou au format EPS ou Ai s'il s'agit d'un fichier vectoriel.
- Si l'image n'a pas la résolution ou les dimensions appropriées, ONIX proposera une image alternative similaire.
- L'équipe de conception disposera ainsi des informations nécessaires pour pouvoir vous envoyer une simulation de votre projet.



Special Order

Earp Distilling Co. | Digital Print.



Artistic Mosaic

A craft technique of the master mosaicists. Hand-cut tiles for highly detailed decors.

Una técnica artesanal de los maestros mosaiqueros. Fichas cortadas que crean decorados con increíble detalle.

Une technique artisanale des maîtres mosaïstes. Des tesselles taillées à la main pour des décors très minutieux.

Process

- Email us a detailed description of your idea with a reference image.
- Submit your own design if you have it.
- Send the space's dimensions.

Proceso

- Envíanos una descripción detallada de la idea con una imagen de referencia.
- Envíanos tu propio diseño.
- Dínos el tamaño del decorado.

Processus

- Envoyez une description détaillée de votre idée avec une image de référence.
- Envoyez votre propre design.
- Envoyez les dimensions de l'espace.

Specifications

- Detailed information.
- Reference image with a good definition of lines and colors.
- Vector file in EPS or AI format.

Requisitos

- Información detallada.
- Imagen de referencia con una mínima definición en líneas y colores.
- Diseño archivo vectorial EPS o AI.

Conditions

- Informations détaillées.
- Image de référence avec une bonne définition des lignes et des couleurs.
- Format de fichier vectoriel EPS ou AI.

Note

- The more detail is required, the bigger the decor should be.

Consideraciones

- Cuanto más detalle se requiera, más grande debe ser el decorado


Remarque

- Plus le détail est important, plus le décor doit être grand.



Special Order

Onix Mosaico Showroom | Artistic Mosaic.



Technical Information

Technical Characteristics

Format.	Series.	Test UNE-EN-ISO 10545-3	Test UNE-EN-ISO 101-92=101	Test UNE-EN-ISO 10545-9	Test UNE-EN-ISO 10545-12	Test UNE-EN-ISO 10545-13:1998 Resistance to chemical attack.	
		Water Absorption.	Surface hardness. Mohs.	Resistance to thermal shocks.	Frost Resistance.	Domestic Products.	Pool water additives.
Penny	Penny Vanguard	None	4	Resistant	Resistant	GA	GA
	Penny Ecostones	None	4	Resistant	Resistant	GA	GA
	Penny Ecostones Matte	None	5	Resistant	Resistant	GA	GA
	Penny Cotto	None	4	Resistant	Resistant	GA	GA
	Penny Natureglass	None	5	Resistant	Resistant	GA	GA
	Penny Stoneglass	None	9	Resistant	Resistant	GA	GA
	Penny Shiny	None	4	Resistant	Resistant	GA	GA
	Penny Opalo	None	4	Resistant	Resistant	GA	GA
Hex XL	Hex XL Hexagon Blends	None	4	Resistant	Resistant	GA	GA
	Hex XL Stoneblends	None	9	Resistant	Resistant	GA	GA
	Hex XL Canvas	None	4	Resistant	Resistant	GA	GA
	Hex XL Ecostones	None	4	Resistant	Resistant	GA	GA
	Hex XL Ecostones Matte	None	5	Resistant	Resistant	GA	GA
	Hex XL Cotto	None	4	Resistant	Resistant	GA	GA
	Hex XL Zelik	None	4	Resistant	Resistant	GA	GA
	Hex XL Stoneglass	None	9	Resistant	Resistant	GA	GA
	Hex XL Natureglass	None	5	Resistant	Resistant	GA	GA
Hex	Hex Boreal	None	4	Resistant	Resistant	GA	
	Hex Opalo	None	4	Resistant	Resistant	GA	GA
	Hex Vintage Blends	None	4	Resistant	Resistant	GA	GA
	Hex Craquele	None	4	Resistant	Resistant	GA	GA

Test UNE-EN-ISO 10545-13:1998 Resistance to chemical attack.		Test UNE-EN-ISO 10545-14	Test UNE-EN-ISO 10545-11=1997	DIN 51094	DCOF	DIN 51130:2004	DIN 51097	Test UNE-ENV 12633:2003 (CTE)
Low acid and alkalins.	High acid and alkalins.	Resistance to staining.	Cracking.	Colour Stability on exposure to light and UV rays.	Wet Dynamic Coefficient of Friction ANSI A 137.1 Standard.	SLIP Resistance wearing shoes.	SLIP Resistance in bare feet.	Anti skid coefficient, suitable for outdoor use and swimming pools.
GLA	GHA	Class 5	Resistant	Resistant				
GLA	GHA	Class 5	Resistant	Resistant				
GLA	GHA	Class 5	Resistant	Resistant	≥ 0,42	R11	Class C	Class 3
GLA	GHA	Class 5	Resistant	Resistant				
GLA	GHA	Class 5	Resistant	Resistant	≥ 0,42	R11	Class C	Class 3
GLA	GHA	Class 5	Resistant	Resistant	≥ 0,42	R9	Class A	Class 2
GLA	GHA	Class 5	Resistant	Resistant				
GLA	GHA	Class 5	Resistant	Resistant				
GLA	GHA	Class 5	Resistant	Resistant				
GLA	GHA	Class 5	Resistant	Resistant	≥ 0,42	R9	Class A	Class 2
GLA	GHA	Class 5	Resistant	Resistant	≥ 0,42	R11	Class C	Class 3
		Class 5	Resistant	Resistant				
GLA	GHA	Class 5	Resistant	Resistant				
GLA	GHA	Class 5	Resistant	Resistant				
GLA	GHA	Class 5	Resistant	Resistant				

Technical Characteristics

Format.	Series.	Test UNE-EN-ISO 10545-3	Test UNE-EN-ISO 101-92=101	Test UNE-EN-ISO 10545-9	Test UNE-EN-ISO 10545-12	Test UNE-EN-ISO 10545-13:1998 Resistance to chemical attack.	
		Water Absorption.	Surface hardness. Mohs.	Resistance to thermal shocks.	Frost Resistance.	Domestic Products.	Pool water additives.
Hex	Hex Stoneblends	None	9	Resistant	Resistant	GA	GA
	Hexagon Blends	None	4	Resistant	Resistant	GA	GA
	Hex Canvas	None	4	Resistant	Resistant	GA	GA
	Hex Ecostones	None	4	Resistant	Resistant	GA	GA
	Hex Ecostones Matte	None	5	Resistant	Resistant	GA	GA
	Hex Stoneglass	None	9	Resistant	Resistant	GA	GA
	Hex Natureglass	None	5	Resistant	Resistant	GA	GA
Penta	Penta Ecostones	None	5	Resistant	Resistant	GA	GA
	Penta Cotto	None	4	Resistant	Resistant	GA	GA
Square	Boreal	None	4	Resistant	Resistant	GA	*
	Stoneglass Blends	None	4	Resistant	Resistant	GA	GA
	Metal Blends	None	4	Resistant	Resistant	GA	GA
	Ecostones	None	4	Resistant	Resistant	GA	GA
	Ecostones Matte	None	5	Resistant	Resistant	GA	GA
	Stoneglass	None	9	Resistant	Resistant	GA	GA
	Natureglass	None	4	Resistant	Resistant	GA	GA
	Natureglass Matte	None	5	Resistant	Resistant	GA	GA
	Opalo	None	4	Resistant	Resistant	GA	GA
	Lisa	None	4	Resistant	Resistant	GA	GA

Test UNE-EN-ISO 10545-13:1998 Resistance to chemical attack.		Test UNE-EN-ISO 10545-14	Test UNE-EN-ISO 10545-11=1997	DIN 51094	DCOF	DIN 51130:2004	DIN 51097	Test UNE-ENV 12633:2003 (CTE)
Low acid and alkalins.	High acid and alkalins.	Resistance to staining.	Cracking.	Colour Stability on exposure to light and UV rays.	Wet Dynamic Coefficient of Friction ANSI A 137.1 Standard.	SLIP Resistance wearing shoes.	SLIP Resistance in bare feet.	Anti skid coefficient, suitable for outdoor use and swimming pools.
GLA	GHA	Class 5	Resistant	Resistant	≥ 0,42	R9	Class A	Class 2
GLA	GHA	Class 5	Resistant	Resistant				
GLA	GHA	Class 5	Resistant	Resistant				
GLA	GHA	Class 5	Resistant	Resistant				
GLA	GHA	Class 5	Resistant	Resistant	≥ 0,60	R11	Class C	Class 3
GLA	GHA	Class 5	Resistant	Resistant	≥ 0,42	R9	Class A	Class 2
GLA	GHA	Class 5	Resistant	Resistant	≥ 0,42	R11	Class C	Class 3
GLA	GHA	Class 5	Resistant	Resistant	≥ 0,60	R11	Class C	Class 3
GLA	GHA	Class 5	Resistant	Resistant				
* Nador		Class 5	Resistant	Resistant				
GLA	GHA	Class 5	Resistant	Resistant				
GLA	GHA	Class 5	Resistant	Resistant				
GLA	GHA	Class 5	Resistant	Resistant	≥ 0,60	R11	Class C	Class 3
GLA	GHA	Class 5	Resistant	Resistant	≥ 0,42	R9	Class A	Class 2
GLA	GHA	Class 5	Resistant	Resistant				
GLA	GHA	Class 5	Resistant	Resistant	≥ 0,42	R11	Class C	Class 3
GLA	GHA	Class 5	Resistant	Resistant				
GLA	GHA	Class 5	Resistant	Resistant				

Suitability Guide

Format	Series	References	Wall	Floor	Wet Areas	Pools	Materials
Penny	Penny Vanguard	All Products	Int / Ext	Residential	Yes	Yes	Glass
		Iridis Products	Int / Ext	No	Yes	Yes	Glass
	Penny Ecostones	All Products	Int / Ext	Residential	Yes	Yes	Glass
	Penny Cotto	All Products	Int / Ext	Residential	Yes	Yes	Glass
	Penny Natureglass	All Products	Int / Ext	Residential	Yes	Yes	Glass
	Penny Stoneglass	All Products	Int / Ext	Residential / Commercial	Yes	Yes	Glass
	Penny Shiny	All Products	Int / Ext	Residential	Yes	Yes	Glass
	Penny Opalo	All Products	Int / Ext	No	Yes	Yes	Glass
Hex XL	Hex XL Hexagon Blends	All Products	Int / Ext	No	Yes	Yes	Glass
		Hex XL Fosco Argent	Int / Ext	Residential	Yes	Yes	Glass
	Hex XL Stoneblends	All Products	Int / Ext	Residential / Commercial	Yes	Yes	Glass
	Hex XL Canvas	All Products	Int / Ext	No	Yes	Yes	Glass
	Hex XL Ecostones	All Products	Int / Ext	Residential	Yes	Yes	Glass
		Hex XL Maui & Denim Copper	Int / Ext	No	Yes	Yes	Glass
	Hex XL Cotto	All Products	Int / Ext	Residential	Yes	Yes	Glass
	Hex XL Zelik	All Products	Int / Ext	No	Yes	Yes	Glass
	Hex XL Stoneglass	All Products	Int / Ext	Residential / Commercial	Yes	Yes	Glass
	Hex XL Natureglass	All Products	Int / Ext	Residential	Yes	Yes	Glass
Hex	Hex Boreal	All Products	Int / Ext	No	Yes	No	Glass Gold
	Hex Opalo	All Products	Int / Ext	No	Yes	Yes	Glass
	Hex Vintage Blends	All Products	Int / Ext	Residential	Yes	Yes	Glass

Format	Series	References	Wall	Floor	Wet Areas	Pools	Materials
Hex	Hex Craquele	All Products	Int / Ext	Residential	Yes	Yes	Glass
	Hex Stoneblends	All Products	Int / Ext	Residential / Commercial	Yes	Yes	Glass
	Hexagon Blends	All Products	Int / Ext	No	Yes	Yes	Glass
	Hex Canvas	All Products	Int / Ext	Residential	Yes	Yes	Glass
	Hex Ecostones	All Products	Int / Ext	Residential	Yes	Yes	Glass
	Hex Stoneglass	All Products	Int / Ext	Residential / Commercial	Yes	Yes	Glass
	Hex Natureglass	All Products	Int / Ext	Residential	Yes	Yes	Glass
	Penta	Penta Ecostones	All Products	Int / Ext	Residential	Yes	Yes
Penta Cotto		All Products	Int / Ext	Residential	Yes	Yes	Glass
		Iridis Products	Int / Ext	No	Yes	Yes	Glass
Square	Boreal	All Products	Int / Ext	No	Yes	No	Glass Gold
		Nador	Int / Ext	Residential	Yes	Yes	Glass Gold
	Stoneglass Blends	All Products	Int / Ext	No	Yes	Yes	Glass
	Metal Blends	All Products	Int / Ext	No	Yes	Yes	Glass
	Ecostones	All Products	Int / Ext	Residential	Yes	Yes	Glass
	Stoneglass	All Products	Int / Ext	Residential / Commercial	Yes	Yes	Glass
	Natureglass	All Products	Int / Ext	Residential	Yes	Yes	Glass
	Opalo	All Products	Int / Ext	No	Yes	Yes	Glass
	Lisa	All Products	Int / Ext	Residential	Yes	Yes	Glass
	Custom	Color	All Products	Int / Ext	Residential	Yes	Yes
Metals		All Products	Int / Ext	No	Yes	No	Glass Gold

Packing List

P1 Hex XL

Sheet Hoja	5,6 mm - 0.220" Thickness	286x284 mm - 11.25"x11.18"	1 kg - 2.20 lb
Box Caja	6 Sheets	0,49 m ² - 5.27 sqft	6 kg - 13.22 lb
Pallet Palet	180 Boxes	88,2 m ² - 949.37 sqft	1087,3 kg - 2397.08 lb
Euro Pallet Euro Palet	144 Boxes	70,56 m ² - 759.50 sqft	869,8 kg - 1917.58 lb

P2 Hex

Sheet Hoja	4,6 mm - 0.181" Thickness	301x290 mm - 11.85"x11.41"	0,9 kg - 1.98 lb
Box Caja	6 Sheets	0,53 m ² - 5.70 sqft	5,1 kg - 11.24 lb
Pallet Palet	171 Boxes	90,63 m ² - 975.53 sqft	890,4 kg - 1962.99 lb
Euro Pallet Euro Palet	152 Boxes	80,56 m ² - 867.14 sqft	804,7 kg - 1774.05 lb

P3 Penta | 5 Sheets

Sheet Hoja	5,5 mm - 0.216" Thickness	311x311 mm - 12.24"x12.24"	1,1 kg - 2.42 lb
Box Caja	5 Sheets	0,49 m ² - 5.27 sqft	5,7 kg - 12.56 lb
Pallet Palet	216 Boxes	105,84 m ² - 1139.25 sqft	1249,6 kg - 2754.89 lb
Euro Pallet Euro Palet	144 Boxes	70,56 m ² - 759.50 sqft	848,9 kg - 1871.50 lb

P5 Square 12x12 | 5 Sheets

Sheet Hoja	4,7 mm - 0.185" Thickness	311x311 mm - 12.24"x12.24"	0,9 kg - 1.98 lb
Box Caja	5 Sheets	0,49 m ² - 5.27 sqft	4,5 kg - 9.92 lb
Pallet Palet	216 Boxes	105,84 m ² - 1139.25 sqft	983,39 kg - 2168 lb
Euro Pallet Euro Palet	144 Boxes	70,56 m ² - 759.5 sqft	655,6 kg - 1445.35 lb

P6 Square 12x12 | 10 Sheets

Sheet Hoja	4,7 mm - 0.185" Thickness	311x311 mm - 12.24"x12.24"	0,9 kg - 1.98 lb
Box Caja	10 Sheets	0,98 m ² - 10.54 sqft	9 kg - 19.84 lb
Pallet Palet	126 Boxes	123,48 m ² - 1329.12 sqft	1147,3 kg - 2529.36 lb
Euro Pallet Euro Palet	84 Boxes	82,32 m ² - 886.08 sqft	780,6 kg - 1720.92 lb

P7 Square 12x18

Sheet Hoja	4,7 mm - 0.185" Thickness	311x467 mm - 12.24"x18.38"	1,3 kg - 2.86 lb
Box Caja	14 Sheets	2,03 m ² - 21.85 sqft	18,7 kg - 41.22 lb
Pallet Palet	60 Boxes	121,8 m ² - 1311.04 sqft	1131,9 kg - 2495.41 lb
Euro Pallet Euro Palet	50 Boxes	101,5 m ² - 1092.53 sqft	957,1 kg - 2110.04 lb

P9 Penny

Sheet Hoja	5,5 mm - 0.216" Thickness	287x284 mm - 11.29"x11.18"	0,8 kg - 1.76 lb
Box Caja	12 Sheets	0,98 m ² - 10.54 sqft	9,4 kg - 20.72 lb
Pallet Palet	99 Boxes	97,02 m ² - 1044.31 sqft	940,9 kg - 2074.32 lb
Euro Pallet Euro Palet	54 Boxes	52,82 m ² - 568.54 sqft	529,4 kg - 1167.12 lb

Types of Support



Dots

Great Grip

The dot backing system allows up to 91% of surface free for the adhesive.

El soporte por puntos deja libre hasta el 91% de la superficie para adhesivo.

Le système de montage sur points laisse jusqu'à 91% de surface libre pour l'adhésion du ciment colle.

Maximum Flexibility

Full adaptability to any type of surface: corners, curved, irregular finishes...

Total adaptabilidad a cualquier tipo de superficie: esquinas, curvadas, acabados irregulares...

Adaptabilité totale à tout type de surface: angles, finitions courbes, irrégulières...

Fast Installation

The size of 12 x 18 tesserae and the ease of installation allows up to a 27% time saving during the installation.

El mayor tamaño de 12 x 18 teselas y la facilidad de colocación de las láminas permite un ahorro del 27% del tiempo durante la instalación.

La dimension des plaques 12 x 18 permet un gain de temps de 27% durant la pose.

Minimum Thickness

An even thickness which conceals the surface of the grouting.

Un grosor homogéneo que se oculta por completo con el rejunte.

Une épaisseur homogène parfaitement cachée avec le rejoint du produit.

High Resistance

The dot backing is damp proof, so it can be stored outside and it will remain unaltered.

Este sistema por puntos es insensible a la humedad. Es posible almacenarlo en el exterior permaneciendo inalterable.

Ce système ne craint pas l'humidité. Le matériel peut donc être stocké à l'extérieur sans que celui-ci ne subisse aucunes altérations.

Visual Control

Unlike paper support, when you visualize the mosaic in the installation it is possible to create drawings and shapes.

Al contrario del soporte papel, al visualizar el mosaico en la instalación es posible crear dibujos y formas.

Contrairement au support papier, lorsque vous visualisez la mosaïque dans l'installation, il est possible de créer des dessins et des formes.

Dots Polyurethane.

91% Adhesión Area



Dots PVC.

91% Adhesión Area



Mesh

Great Grip


Mesh mounting system leaves the 75% of the back free for the adhesive.

El sistema de soporte por malla deja libre el 75% de la superficie del mosaico para el adhesivo.

Le montage de la mosaïque sur filet laisse 75% de la surface libre pour le ciment colle.

Mesh Fiberglass.

75% Adhesión Area



Important Advice

Penta Glass Mosaic



This Artisan-edge glass mosaic is made with recycled glass pieces and may include irregular edges, rustic appearances, minimal imperfections or slight variations in sizing and squareness. These characteristics are inherent to this product due to the manufacturing process. The slight size or shape variations may affect the grout joint appearance, further enhancing the natural aspect of this product. Use constitutes acceptance.

El aspecto artesanal del mosaico vítreo en formato PENTA es una cualidad inherente en estos productos por el proceso de fabricación. Las teselas podrían incluir ciertas irregularidades y mínimas imperfecciones en el tamaño aportando cierta apariencia rústica más alejada de la perfección cuadrículada. Además la reducción de tamaño y variaciones de tono pueden afectar al aspecto del rejunte y modificar la apariencia natural de estos mosaicos. El uso constituye aceptación de esta advertencia.

Onix Glass Mosaic

All ONIX 98% recycled glass mosaics series are made of molten glass. Molten glass characteristics may include irregular edges and small variations in size. These characteristics are inherent to the product and to the standard production. The small size and shape variations can affect the grout joint appearance and enhance the natural aspect of these products. Use constitutes acceptance.

Todas las series ONIX con un 98% de vidrio reciclado están hechas con vidrio molido. Esta materia posee unas características particulares que podría ocasionar ligeras irregularidades y variaciones de tamaño en las fichas. Es una cualidad inherente al producto y a la producción estándar. La reducción de tamaño y variaciones de tono pueden afectar al aspecto del rejunte y modificar la apariencia natural de estos mosaicos. El uso constituye aceptación de esta advertencia.

-  Made in Spain
-  98% Recycled Glass
-  Eco Friendly
-  Green & Sustainable Products

Tips for Metals & Gold 24k



Gold 24k

Caution Valuable Metals

Pieces decorate with a special application (handle with care). Improper manipulation (scratching) and the use of abrasive detergents may cause damage on the pieces. When fixing, pay special care when cleaning the white cement used for grouting. It is recommended to use small grain grouting material avoid scratching the glazed surface.

Clean after fixed with a very wet rag or with a sponge while the grout is still wet. Never use neither abrasive or corrosive elements, nor aggressive cleaning agents too basic or excessively acid. Should pieces present defects, do not lay them, contact the supplier straight away. No claim will be accepted once the product is laid out.

The gold and platinum metals that are used in our decorations, have been widely checked in the domestic use, bearing in mind the described recommendations for their cleaning. If it is preferred to use them in industrial areas, then, every single case ought to be evaluated to verify its viability.

In spa and public swimming pool areas where there is a continuous high humidity concentration on the walls, due to water evaporation, salts and/or chlorine (bleach), **THEIR USE IS NOT RECOMMENDED.**

Precaución Metales Preciosos

Los materiales contenidos están decorados con una aplicación especial (tratar con cuidado). La manipulación indebida (rayados y rozaduras) y la utilización indebida de detergentes abrasivos pueden causar daños a las piezas. A la hora de colocar, tener especial cuidado al limpiar el cemento blanco que se utiliza para rejuntar. Se recomienda utilizar rejuntas de granulometría fina que no rayen los esmaltes.

Limpia con una bayeta húmeda o una esponja con abundante agua cuando el rejunte aun este húmedo. No utilizar nunca elementos abrasivos ni corrosivos, ni agentes agresivos de limpieza demasiado básicos o excesivamente ácidos. Si alguna pieza presenta algún defecto, no colocar y comunicar a su proveedor. No se aceptará ninguna reclamación una vez colocado el producto.

El oro y el platino que se utilizan en nuestras decoraciones estan ampliamente contrastados en uso domestico con las reclamaciones descritas sobre su limpieza. Si se desea una utilización en ambientes industriales, se debera evaluar en cada caso su conveniencia.

En Spa o piscinas públicas en donde se dé una continua concentración de humedad en las paredes, por evaporación de agua, sales y/o cloro (lejía), **ES DESACONSEJABLE SU UTILIZACIÓN.**

Attention Métaux Précieux

Ces matériels sont décorés avec une application spéciale (manipuler avec précaution). La manipulation induit (rayures et éraflures) et l'utilisation de détergent abrasif peuvent occasionner des dommages sur les pièces. Lors de la pose, il faut faire spécialement attention quand vous nettoyez l'enduit ciment blanc utilisé pour jointer. Il est conseillé d'employer de l'enduit-joint, de petite granulation afin d'éviter le rayage de la surface émaillée.

Nettoyer avec, un chiffon humide ou une éponge avec de l'eau quand le ciment est encore humide. N'employez jamais ni d'éléments abrasifs ou corrosifs, ni des produits d'entretien trop basiques ou excessivement acides. Si l'une des pièces a un défaut, ne pas la poser et le communiquer à votre fournisseur. Aucune réclamation ne sera acceptée une fois le produit posé.

Les métaux d'or et platine qui sont employés dans nos décorations, ont été largement contrôlés dans l'usage domestique, tout en tenant compte les recommandations pour leur nettoyage. Lors d'un usage en endroits industriels, veuillez considérer leur convenance au cas par cas.

Dans des balnéaires ou des piscines publiques où l'on produit une concentration continue d'humidité dans les murs à cause de l'évaporation d'eau, sels et/ou chlore (lessive), **LEUR EMPLOI EST TOUT À FAIT DÉCONSEILLÉ.**



Tips for Coloured Grouting



Matte & Seda Antislip

Caution Coloured Grouting

Grout should not be considered exclusively as a component for fixing mosaics, but as an element that will affect the overall aesthetic of the project.

The color of the grout will impact the final look pursued (higher or lower contrast).

Employing a similar grout color to that of the mosaic will provide a sense of continuity, while a contrasting grout color will accentuate the geometry of the tesserae.

ONIX advises against the use of dark colored grouts with light colored Matte non-slip mosaics, as the texture/finish may be difficult to clean during & after installation.

It is recommended to carry out a cleaning test prior to the laying of the mosaic as claims will not be accepted once installed.

Precaución Color de Junta

La junta no debería considerarse exclusivamente como un elemento para la fijación de piezas, sino como un aspecto a valorar en la apariencia final del proyecto.

El color de la junta afectará al resultado de la estética perseguida (mayor o menor contraste).

La utilización de una junta de color similar al del mosaico logrará proporcionar una sensación de continuidad, mientras que un color contrastado acentuará la geometría de las piezas.

ONIX desaconseja el uso de juntas oscuras en materiales con tonalidades de color claro y acabado antideslizante Matte, ya que la textura de este tipo de productos puede dificultar su limpieza durante y después de la instalación.

Se recomienda efectuar una prueba de limpieza previa a la instalación final del producto. No se aceptará ninguna reclamación una vez colocado el producto.

Attention Couleur de Joint


Le joint ne doit pas exclusivement être considéré comme un élément de fixation, en effet c'est un aspect visuel important à la fin du projet.

La Couleur du joint va affecter le résultat esthétique final recherché. (avec un contraste plus ou moins important).

L'utilisation d'un joint de couleur similaire à la mosaïque donner une sensation de continuité, au contraire un joint d'une couleur différente va contraster avec le produit et accentuer la géométrie des pièces.

ONIX déconseille l'utilisation de joints foncés sur des matériaux claires surtout en finition antidérapante et Matte, en effet la texture de ces produits peut rendre difficile le nettoyage pendant et après la mise en oeuvre.

Nous conseillons la réalisation d'un essai de nettoyage avant l'installation du produit. Aucune réclamation post installation ne pourra être acceptée.



Installation Guide

ONIX glass Mosaics can be installed on interior and exterior areas and in wet and dry locations. Please refer to the Suitability area product guide and composition and check if the mosaic is suitable for the required application.

Glass tiles should not be exposed to high abrasion and high impact and or installed over flexible surfaces. Breakages or cracks are very noticeable in glass tiles so the use of a crack suppression membrane is recommended when mosaics are installed over a mortar bed but note that this is not applicable if mosaics are used as an accent. Some substrates could continue to cure and shrink and a crack suppression membrane prevents shrinkage to affect the mosaic tiles. Install only over well-cured, stable substrates. Expansion joint are recommended when substrates change.

Adhesives

Use of white thin set mortar adhesives is recommended. C2 as per EN 12004 norm or two component flexible acrylic or epoxy adhesives. Note that some glass mosaics may contain resins in the composition so when using a C2 adhesive make sure that it does not affect the resins and it is safe for glass mosaics containing resins. For pool and submerged installations check with adhesive manufacturers if additional steps or procedures are required.

Grouting

In order not to scratch the surface of the mosaics, non sanded grout is the recommended option. RG type and Epoxy grouts are the recommended options for installations. Float the grout into the joints to avoid scratching the surface of the mosaics. Special care and attention must be followed with the metallic and precious metals finishes to avoid scratches. Please refer to the Suitability area product guide composition and to the Tips for precious metals section and check if the mosaic selected contains these products.

Cutting and Drilling

Ceramic tiles cutting blades are not recommended for glass. Always use diamond blades designed for cutting glass on a wet saw. For drilling use of use a coring drill that is designed for glass.

Cleaning

The use of non-abrasive cleaning products is recommended.

Important note: All ONIX 98% recycled glass mosaics series are made of molten glass. Molten glass characteristics may include irregular edges and small variations in size. These characteristics are inherent to the product and to the standard production. The small size and shape variations can affect the grout joint appearance and enhance the natural aspect of these products.



PLAY VIDEO

Mosaic Installation Guide for Pools.

El mosaico vítreo ONIX puede ser instalado en paredes interiores o exteriores, en zonas secas o húmedas. Por favor consultar la Guía de productos y áreas de aplicación para comprobar si el producto es el adecuado para la aplicación.

El mosaico vítreo no debe ser expuesto a grandes abrasiones, grandes impactos o choques térmicos o instalarse sobre superficies flexibles. Las grietas en mosaicos son muy visibles por lo que se recomienda la utilización de membranas antigrietas cuando se instale sobre un lecho de mortero a no ser que se utilice como cenefa. Algunos sustratos pueden continuar secándose y contraerse a lo largo del tiempo y una membrana antigrietas prevendrá que traslade al mosaico la contracción o el movimiento del sustrato. Instalar solo sobre sustratos bien secos y estables e instalar una junta de expansión cuando haya cambios de sustrato.

Adhesivos

Usar un mortero blanco de capa fina C2 de normativa EN 12004 o un sistema bicomponente de flexible acrílico o epóxico formulado para la instalación de mosaico vítreo en paredes, tanto de interior como de exterior. Algunos mosaicos vítreos pueden contener resinas, por lo que cuando se utilice un C2 se necesita comprobar que este no afecte a las resinas. Para instalaciones en piscinas o superficies sumergidas comprobar con el fabricante de adhesivos si son requeridos algunos pasos o materiales adicionales.

Rejuntado

Utilizar junta sin arena con mosaico vítreo para evitar el rayado de la superficie. Juntas RG o Epóxicas son las recomendadas. Cuidadosamente rellenar las juntas y evitar el rayar la superficie del mosaico. Especial atención se debe tener con los materiales que contienen acabados metálicos y metales preciosos como oro. Por favor consultar la Guía de productos y áreas de aplicación y los Consejos para metales preciosos y comprobar si el mosaico elegido los contiene y seguir las instrucciones para evitar rayados y otros problemas.

Cortes y perforaciones

Los cortadores o perforadores diseñados para la cerámica no están indicados para el mosaico vítreo. Para cortar utilice un disco de diamante en mojado, el disco para cortar mosaico es un disco fino con diamantes más pequeños que un disco para cortar cerámica, Para perforar un agujero use una broca que esté diseñada para cristal.

Limpieza

Se recomienda el uso de productos de limpieza no abrasivos.

Nota especial: Las series de ONIX de 98% de vidrio reciclado están hechas con cristal molido y fundido. Las características del cristal fundido incluyen algunos bordes irregulares y pequeñas variaciones en el tamaño. Estas características son inherentes al producto y a la producción estándar. Las variaciones en forma y aspecto tienen un pequeño impacto en la apariencia final del producto rejuntado e intensifican el aspecto natural de estas series.

La mosaïque de verre ONIX peut être posée en murs intérieurs et extérieurs, en zone sèches et humides. Veuillez consulter notre Guide de produits et zones d'applications pour vérifier si le produit est adéquat pour l'application voulue.

La mosaïque de verre ne doit pas être exposée à de grandes abrasions, de grands impacts ou d'importants chocs thermiques ou ne peut être posée sur des surfaces flexibles. Les fissures sont très visibles sur la mosaïque. Nous recommandons donc l'utilisation d'une membrane anti-fissures quand la mosaïque doit être posée sur un lit de mortier sauf quand elle est utilisée en frise. Certains substrats pourraient continuer à sécher et à se rétracter avec le temps et la membrane anti-fissures empêcherait que l'action de contraction et de mouvement affecte la mosaïque. Poser seulement sur des substrats secs et stables et faire un joint d'expansion quand il y a un changement de substrats.

Adhésifs

Utiliser un mortier blanc de couche fine type C2 selon la norme EN 12004 ou un système bicomposant de flexibles acryliques ou epoxy de couleur blanche prévu pour la pose de mosaïques sur murs tant à l'intérieur qu'à l'extérieur. Certaines mosaïques de verre peuvent contenir des résines dans leur composition. Lors de l'utilisation d'un mortier C2, veuillez vous assurer que celui-ci n'affectera pas les résines et la mosaïque. Pour une pose en piscines ou submergée, veuillez vérifier auprès du fabricant d'adhésifs qu'aucune action ou matériels additionnels sont nécessaires.

Joints

Utiliser un joint sans grain pour éviter les rayures de la superficie. Les joints RG ou epoxy sont les joints recommandés. Remplir soigneusement les joints en évitant toutes rayures. Une extrême précaution est recommandée dans la manipulation de matériels aux finitions métalliques ou contenant des métaux précieux comme l'or. Veuillez consulter notre Guide de produits et zones d'applications et les conseils pour métaux précieux pour vérifier si la mosaïque choisie en contient et suivez les instructions pour éviter les rayures et autres problèmes.

Coupes et perforations

Les coupeuses et perforateurs pour céramiques ne sont pas indiqués pour la mosaïque de verre. Pour couper, utiliser un disque de diamant à eau, le disque pour couper la mosaïque étant un disque fin à diamants plus petit que celui utilisé dans la céramique. Pour percer un trou utiliser un foret spécial verre.

Nettoyage

L'utilisation de produits de nettoyage non abrasifs est recommandée.

NB: Les séries d'ONIX de 98% de verre recyclé sont fabriquées avec du verre broyé et fondu. Les caractéristiques de ce verre incluent donc des bords irréguliers et des petites variations dans la taille de la mosaïque. Ces caractéristiques sont inhérentes au produit et à la production standard. Les variations en forme et aspect ont un impact sur l'apparence final du produit rejoints et intensifient l'aspect naturel de ces séries.

Mosaic Laying Advice




Preparation of the base

The base on which the laying will be effected, must be perfectly smooth, uniform and white. A different colour damages the aesthetic look of the final result.



The glueing operation

White C2 glue, as per EN-12004, must be used. By using the smooth side of the trowel, the glue has to be spread out uniformly on the base (2 sq.m. approximately). By using the jagged side of the trowel (2 or 3 mm.), comb the glue.



The laying of mosaic tiles

Adhere the sheet to the surface by pressing with a rubber trowel. It is important to make sure that the distance between one sheet and another is the same as the one among the tesseras so that all the joints look alike. We suggest to join the sheets when it comes to laying.



Grouting

Joints must be clean, dry and free form dust. The remains of adhesive, after laying, must be removed while it is still fresh. Use grouting paste, RG type, as per EN 13888, spread it out with a rubber trowel.



Cleaning

Let it dry until the paste gets brightless, superficially, and then proceed to clean it with a sponge soaked in water. Once it gets dry, remove it with a dry cloth.

Preparación del soporte

El soporte sobre el cual se efectuará la colocación deberá de estar liso, uniforme y de color blanco. Un color diferente perjudica la estética del resultado final.

Operación de encolado

Usar cemento cola tipo C2 color blanco, según EN-12004. Usando el lado liso de la llana extender el adhesivo uniformemente sobre el soporte (aproximadamente 2 m²). Con el lado dentado de la llana (2 ó 3 mm.) peinar el cemento cola.

Colocación mosaico

Adherir las láminas a la superficie presionando con una llana de goma. Es importante asegurarse que la distancia entre hoja y hoja es igual a la que hay entre las teselas para que todas las juntas sean iguales entre sí. Aconsejamos trabar las hojas a la hora de su colocación.

Rejuntado

Las juntas deben estar limpias, secas y exentas de polvo. El adhesivo sobrante de la colocación se debe eliminar cuando esté todavía fresco. Utilizar pasta de rejuntar tipo RG según EN 13888, extendiéndolo con una llana de goma.

Limpieza

Dejar secar hasta que la masa pierda el brillo superficial y proceder a su limpieza con una esponja humedecida en agua. Una vez seco eliminar con un trapo seco.

Préparation de la surface

La surface sur laquelle on va effectuer la pose, doit être parfaitement lisse, uniforme et blanche. Une couleur différente nuit l'aspect esthétique du résultat final.

Opération de collage

Employer une colle de type C2 de couleur blanche, selon la norme EN-12004. Tout en employant le côté lisse de la truelle, la colle doit être répartie uniformément sur la surface (2 m² approximativement). Tout en employant le côté denté de la truelle (2 ou 3 mm.), peigner la colle.

La pose de la mosaïque

Adhérer la feuille à la surface tout en pressant avec une truelle en caoutchouc. Il est important de s'assurer que la distance entre chaque plaque est identique à celle entre les tesselles, de façon à ce que tous les joints soient égaux entre eux. Nous conseillons une pose des plaques en quinconce.

Remplissage des joints

Les joints doivent être propres, secs et sans poussière. Le surplus de colle suite à la pose doit être éliminé lorsqu'il est encore frais. Utiliser un joint de type RG selon la norme EN13888, tout en répartissant avec une truelle en caoutchouc.

Nettoyage

Laisser sécher jusqu'à ce que le joint perde son éclat superficiel et procéder à son nettoyage avec une éponge humide. Une fois que tout est sec, nettoyer avec un chiffon sec.

Mosaic Laying Advice Shading Blends

Application Shading Blends

Our gradients allow for a smooth transition from one tone to the next, from darkest to lightest.

They are sold in modules of eight sheets, or levels, from levels L1 to L8.

Each level consists of a specific percentage of tiles, which allows for the transition between different levels to take place gradually, harmoniously and seamlessly, so that the eye is unaware of where one section ends and the next begins.

Individual levels are available for purchase and can be used to complement flooring, overlays, ceilings or any other surface.

Aplicación Shading Blends

Los degradados proporcionan una suave transición entre tonalidades, desde la más oscura a la más clara.

Se comercializan en módulos de ocho láminas o niveles, que van desde el nivel L1 al L8.

Cada nivel está formado por un porcentaje de teselas determinado, de forma que la transición entre los diferentes niveles se produce de manera gradual y armónica, sin apreciarse cortes entre las diferentes secciones.

Es posible adquirir niveles independientes para complementar el pavimento, revestimiento, techo u otra superficie.

Application Shading Blends

Les dégradés permettent une transition en douceur entre les nuances, de la plus sombre à la plus claire.

Ils sont commercialisés en modules de huit feuilles ou niveaux, allant du niveau L1 au niveau L8.


Chaque niveau est composé d'un certain pourcentage de tesselles, de sorte que la transition entre les différents niveaux est graduelle et harmonieuse, sans rupture entre les différentes sections.

Il est possible d'acheter des niveaux indépendants pour compléter le sol, le revêtement, le plafond ou toute autre surface.

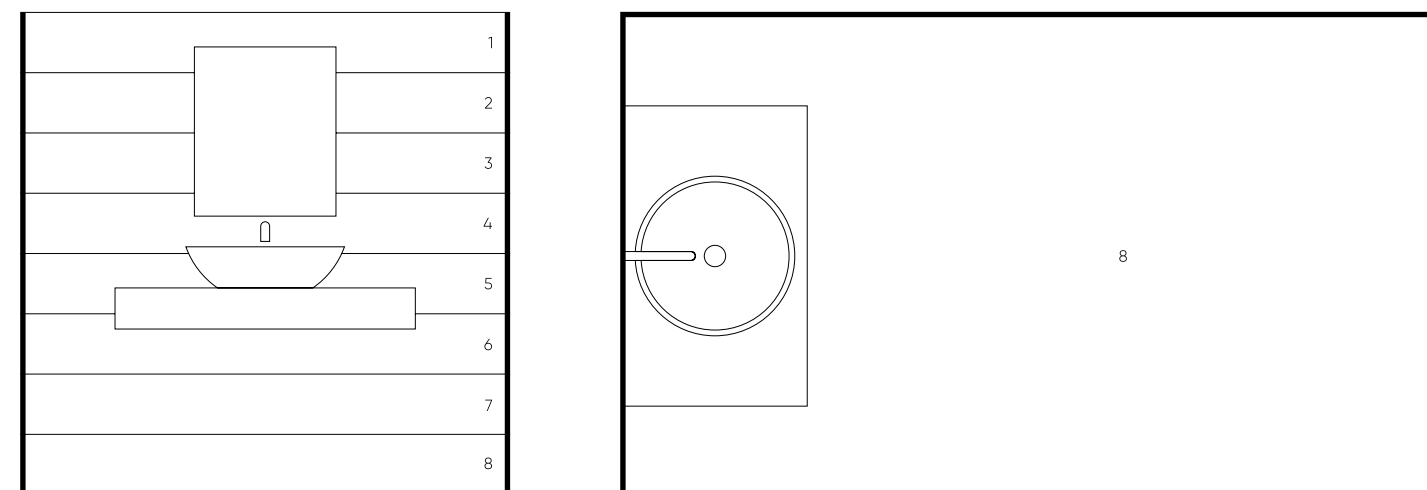
Mesh

1 Module | 12X12.

2488 x 311 mm | 0,77m² - 8.28 sqft



Use in interior



Sustainability Information

At ONIX we strive to contribute to environmental sustainability hence we manufacture ecological and eco-friendly mosaics. In addition, we promote circular economy through the reuse of production surplus.

Production

- Fossil fuels are not used during our production process therefore greenhouse gases or polluting particles are not emitted into the atmosphere.
- Residual oils from presses and enamel wastes are collected for purification by a certified company.
- Our electric kilns are equipped with frequency converters in order to maximize energy efficiency by allowing the adjustment & control of working temperatures in a stable manner.
- Haulage of ground-glass within our facilities is carried out under sealed conditions. Pneumatic transport avoids the propagation of glass particles & subsequent environmental pollution.
- No water is used during our entire manufacturing process, therefore avoiding liquid residues.

Logistics

- Big-Bags and pallets are returned to our suppliers so they can be re-utilized. In addition, all the Euro pallets are recycled in order to favour circular economy.
- Brown cardboard is used for packaging as it is far less polluting than white cardboard. Boxes are designed to minimize the information carried by applying black ink only in order to optimize screen printing.

En ONIX nos preocupamos por el medio ambiente y la sostenibilidad, por eso fabricamos un producto ecológico y respetuoso con el entorno. Además de promover la economía circular, mediante la reutilización de mermas de producción, para la fabricación de vidrios menos exigentes respecto a la pureza de esta materia prima.

Producción

- En ONIX no utilizamos combustibles fósiles en nuestros procesos de producción, no emitimos ni gases de efecto invernadero, ni partículas contaminantes a la atmósfera.
- Los aceites residuales de prensas y restos de esmaltes se recogen para su depuración mediante una empresa certificada para este propósito.
- Nuestros hornos son eléctricos y controlados por variadores de frecuencia que aseguran una alta eficiencia, lo cual permite ajustar las temperaturas de trabajo de forma estable y consumir solamente la energía necesaria.
- El transporte de polvo de vidrio que se realiza en nuestras instalaciones se efectúa bajo unas condiciones de estanqueidad proporcionada por transportes neumáticos, evitando así su propagación y contaminación del entorno.
- En nuestros procesos de limpieza no se emplea agua, por lo que no generamos aguas residuales en el proceso y al mismo tiempo, minimizamos su consumo.

Logística

- En ONIX se reutilizan todos los Big-Bag y palets empleados en el proceso para enviarlos de nuevo a proveedores y que estos los rellenen con nueva materia prima. Además, todos los Europalets que usamos son reciclados, favoreciendo una vez más la economía circular.
- Para el encajado de nuestro producto se emplea cartón marrón, cuyo proceso productivo es mucho menos contaminante que los cartones blanqueados. Las cajas se diseñan minimizando al máximo la información que contienen y utilizando únicamente tinta negra, a fin de reducir la cantidad de serigrafía empleada.


Chez ONIX, nous nous soucions de l'environnement et de la durabilité, c'est pourquoi nous fabriquons un produit écologique et respectueux de l'environnement, en plus de promouvoir l'économie circulaire par la réutilisation des surplus de production, pour produire du verre moins exigeant en termes de pureté de cette matière première.

Production

- Nous n'utilisons pas de combustibles fossiles dans nos productions, et nous n'émettons pas non plus de gaz à effet de serre ou de particules polluantes dans l'atmosphère.
- Les huiles résiduelles des presses et les déchets de vernis sont collectés pour être purifiés par une entreprise spécialement certifiée.
- Nos fours sont électriques et contrôlés par des variateurs de fréquence pour assurer un rendement élevé, permettant d'ajuster les températures de travail de manière stable et de ne consommer que l'énergie nécessaire.
- Le transport de la poudre de verre effectué dans nos installations se fait dans des conditions d'étanchéité grâce au transport pneumatique, ce qui permet d'éviter sa propagation et la pollution de l'environnement.
- Aucune eau n'est utilisée dans nos processus de nettoyage, ce qui signifie que nous ne générons pas d'eaux usées et, en même temps, nous minimisons leur consommation.

Logistique

- Tous les Big-Bags et les palettes utilisées dans le processus sont réutilisés pour être renvoyés aux fournisseurs qui les remplissent avec une nouvelle matière première. En outre, toutes les palettes Euro que nous utilisons sont recyclées, ce qui favorise une fois de plus l'économie circulaire.
- Le carton brun est utilisé pour l'emballage de nos produits, et son processus de production est beaucoup moins polluant que celui du carton blanc. Les boîtes sont conçues de manière à minimiser les informations qu'elles contiennent tout en n'utilisant que de l'encre noire, afin de réduire la quantité de sérigraphie utilisée.



Special Index



Alphabetical Index

089	Agadir	068	Hex Ivory Honed	062	Hex Stoneglass Opalo White	039	Hex XL Lube	103	Lisa 25201	015	Penny Caribu
094	Calacatta Gold Matte	065	Hex Lube	074	Hex Stoneglass Royal Blue	042	Hex XL Macael Textured	103	Lisa 25202	018	Penny Cassian Iridis
094	Calacatta Matte	057	Hex Lynx	074	Hex Stoneglass Russet	041	Hex XL Manhattan Matte	103	Lisa 25503	023	Penny Danae
094	Crema Marfil Matte	067	Hex Manhattan Matte	073	Hex Stoneglass White	041	Hex XL Maui	089	Lyra	029	Penny Dark Grey Shiny
089	Draco	067	Hex Misty Matte	070	Hex Thassos Matte	053	Hex XL Natureglass Black Matte	091	Metal Black	018	Penny Dasha
094	Ecru Matte	077	Hex Natureglass Black Matte	068	Hex Umber	053	Hex XL Natureglass White Matte	091	Metal White	018	Penny Delbin Iridis
093	Fosco Matte	077	Hex Natureglass Bone Matte	070	Hex Venato White Matte	039	Hex XL Nora	089	Nador	023	Penny Eiden
093	Gray Silver Mix	077	Hex Natureglass Dark Grey Matte	067	Hex Yuma Matte	039	Hex XL Ryn	099	Natureglass Black Matte	015	Penny Forest Blue
070	Hex Athena Matte	077	Hex Natureglass Grey Matte	068	Hex Zement Grey	037	Hex XL Stoneblend Loft	099	Natureglass Bone Matte	021	Penny Fosco Matte
059	Hex Azulao Blue	077	Hex Natureglass Smooth Grey Matte	068	Hex Zement Sand	037	Hex XL Stoneblend Mixed Grey	099	Natureglass Dark Grey Matte	023	Penny Gaia
059	Hex Azulao Original	077	Hex Natureglass White Matte	042	Hex XL Athena Matte	037	Hex XL Stoneblend Sky	099	Natureglass Grey Matte	021	Penny Grafito Matte
062	Hex Blend Aquamarine	067	Hex Nero Marquina Matte	045	Hex XL Bittor	037	Hex XL Stoneblend Soft	099	Natureglass Moka Matte	021	Penny Inverno Grey Matte
061	Hex Blend Black	065	Hex Nora	042	Hex XL Calacatta Gold Matte	051	Hex XL Stoneglass Black	099	Natureglass New Argent	018	Penny Kara Beige
061	Hex Blend Cloud	067	Hex Onice Mix	045	Hex XL Carel	051	Hex XL Stoneglass Gainsboro	099	Natureglass New Golden	016	Penny Kara Blue
062	Hex Blend Cotton	057	Hex Opalo White	041	Hex XL Coimbra Matte	051	Hex XL Stoneglass Light Brun	099	Natureglass Smooth Grey Matte	015	Penny Krabi
062	Hex Blend Fossil	057	Hex Pauline	041	Hex XL Coimbra Textured	035	Hex XL Stoneglass Opalo Black	099	Natureglass White Matte	023	Penny Livia
062	Hex Blend Metal Carrara	065	Hex Ryn	035	Hex XL Copenhagen	051	Hex XL Stoneglass White	093	Nero Marquina Matte	023	Penny Lombok
062	Hex Blend Shadow	067	Hex Silver Matte	045	Hex XL Danae	042	Hex XL Thassos Matte	093	New Basalt Matte	018	Penny Lungomare
061	Hex Blend Tan	070	Hex Statuario Matte	046	Hex XL Dara	042	Hex XL Venato White Matte	094	New Limestone Matte	015	Penny Maui
061	Hex Blend Taupe	059	Hex Stoneblend Anchor	041	Hex XL Denim Copper	045	Hex XL Yadel	093	New Slate Matte	016	Penny Meru
070	Hex Calacatta Gold Matte	059	Hex Stoneblend Smoke	039	Hex XL Denver	041	Hex XL Yuma Matte	101	Opalo Blanco	025	Penny Natureglass Black Matte
070	Hex Calacatta Matte	073	Hex Stoneglass Antracite	046	Hex XL Eiden	049	Hex XL Zelik Blue	101	Opalo Negro	025	Penny Natureglass Bone Matte
070	Hex Carrara Matte	073	Hex Stoneglass Black	045	Hex XL Eloa	049	Hex XL Zelik Green	089	Orion	025	Penny Natureglass Cadet Grey Matte
068	Hex Crema Marfil Matte	073	Hex Stoneglass Gainsboro	035	Hex XL Fosco Argent	049	Hex XL Zelik Grey	015	Penny Arrecife Emerald	026	Penny Natureglass Capri Matte
065	Hex Denver	074	Hex Stoneglass Gold	042	Hex XL Fosco Matte	049	Hex XL Zelik White	016	Penny Arrecife Iridis Grey	025	Penny Natureglass Dark Grey Matte
068	Hex Ecru Nocce Mix Matte	074	Hex Stoneglass Green	035	Hex XL Fossil	093	Ivory Honed	021	Penny Athena Matte	026	Penny Natureglass Jade Matte
057	Hex Emma	073	Hex Stoneglass Grey	046	Hex XL Gaia	103	Lisa 25100	023	Penny Bittor	025	Penny Natureglass Moka Matte
067	Hex Fosco Matte	074	Hex Stoneglass Light Blue	041	Hex XL Glasgow Matte	103	Lisa 25101	029	Penny Black Shiny	025	Penny Natureglass Pale Blue Matte
068	Hex Frisia Silver Matte	073	Hex Stoneglass Light Brun	041	Hex XL Grafito Matte	103	Lisa 25103	029	Penny Bone Shiny	026	Penny Natureglass Sage Green Matte
057	Hex Gilda	074	Hex Stoneglass Ochre	049	Hex XL Helsinki	103	Lisa 25108	015	Penny Bora	031	Penny Natureglass Opalo Black
067	Hex Gray Silver Mix	061	Hex Stoneglass Opalo Black	042	Hex XL Inverno Grey Matte	103	Lisa 25113	021	Penny Calacatta Gold Matte	031	Penny Natureglass Opalo White
068	Hex Habana Matte	061	Hex Stoneglass Opalo Grey	046	Hex XL Livia	103	Lisa 25200	023	Penny Carel	025	Penny Natureglass Smooth Grey Matte

Alphabetical Index

- | | |
|-----------------------------------|--------------------------------|
| 025 Penny Natureglass Taupe Matte | 081 Penta Nero Calatorao Matte |
| 025 Penny Natureglass White Matte | 081 Penta New Basalt Matte |
| 016 Penny Nordic Stone | 081 Penta New Slate Matte |
| 031 Penny Opalo Black | 081 Penta Onice Matte |
| 031 Penny Opalo White | 081 Penta Venato White Matte |
| 016 Penny Print | 083 Penta Yadel |
| 021 Penny Ryn | 089 Phoenix |
| 016 Penny Saona | 093 Silver Matte |
| 015 Penny Savu | 094 Statuario Matte |
| 029 Penny Smooth Grey Shiny | 097 Stoneglass 25010 |
| 026 Penny Stoneglass Gold | 097 Stoneglass 25011 |
| 016 Penny Storm | 097 Stoneglass 25013 |
| 029 Penny Taupe Shiny | 097 Stoneglass Gainsboro |
| 021 Penny Thassos Matte | 097 Stoneglass Gold |
| 021 Penny Venato White Matte | 097 Stoneglass Green |
| 029 Penny White Shiny | 097 Stoneglass Light Brun |
| 023 Penny Yadel | 097 Stoneglass Ochre |
| 021 Penny Yuma Matte | 091 Stoneglass Opalo Blanco |
| 018 Penny Zaira Iridis | 091 Stoneglass Opalo Gris |
| 018 Penny Zhoe Iridis | 091 Stoneglass Opalo Negro |
| 083 Penta Bittor | 097 Stoneglass Russet |
| 083 Penta Carel | 094 Venato White Matte |
| 081 Penta Cream Matte | 093 Zement Grey |
| 084 Penta Danae Iridis | |
| 084 Penta Dara Iridis | |
| 084 Penta Eiden | |
| 083 Penta Eloa | |
| 084 Penta Gaia Iridis | |
| 081 Penta Greige Matte | |
| 084 Penta Livia Iridis | |
| 083 Penta Lombok | |
| 081 Penta Mix Shade Matte | |



Private Villa | Hex XL Thassos Matte.



Hex XL Natureglass White Matte | P. 53



Hex XL Stoneglass White P. 51



Hex XL Zelik White P. 49



Hex XL Venato White Matte P. 42



Hex XL Calacatta Gold Matte | P. 42



Hex XL Fosco Matte P. 42



Hex XL Athena Matte P. 42



Hex XL Macael Textured P. 42



Hex XL Livia P. 46



Hex XL Thassos Matte P. 42



Hex Natureglass White Matte | P. 77



Hex Stoneglass White P. 73



Hex Stoneglass Opalo White P. 62



Hex Blend Cotton P. 62



Hex Lynx P. 57



Hex Opalo White P. 57



Hex Venato White Matte P. 70



Hex Carrara Matte P. 70



Hex Statuario Matte P. 70



Hex Calacatta Gold Matte P. 70



Hex Athena Matte P. 70



Hex Calacatta Matte P. 70



Hex Habana Matte P. 68



Hex Fosco Matte P. 67



Hex Thassos Matte P. 70



Penta Venato White Matte P. 81



Penta Livia Iridis P. 84



Lisa 25113 P. 103



Lisa 25103 P. 103



Natureglass White Matte P. 99



Stoneglass 25013 P. 97



Stoneglass Opalo Blanco P. 91



Metal White P. 91



Opalo Blanco P. 101



Venato White Matte P. 94



Statuario Matte P. 94



Calacatta Gold Matte P. 94



Calacatta Matte P. 94



Fosco Matte P. 93



Lyra P. 89



Orion P. 89



Penny White Shiny P. 29



Penny Natureglass White Matte | P. 25



Penny Natureglass Opalo White | P. 31



Penny Opalo White P. 31



Penny Calacatta Gold Matte | P. 21



Penny Venato White Matte P. 21



Penny Fosco Matte P. 21



Penny Athena Matte P. 21



Penny Livia P. 23




Penny Thassos Matte P. 21

Colours Index

Grey, Silver & Black



Hex XL Fossil
P. 35



Hex XL Fosco Argent
P. 35



Hex XL Stoneblend Soft
P. 37



Hex XL Helsinki
P. 49



Hex XL Copenhagen
P. 35



Hex Natureglass Smooth
Grey Matte | P. 77



Hex Stoneblend Anchor
P. 59



Hex Stoneblend Smoke
P. 59



Hex Blend Shadow
P. 62



Hex Emma
P. 57



Hex XL Eiden
P. 46



Hex XL Manhattan Matte
P. 41




Hex XL Stoneglass Gainsboro
P. 51



Hex XL Zelik Grey
P. 49



Hex XL Inverno Grey Matte
P. 42



Hex Pauline
P. 57



Hex Ryn
P. 65



Hex Manhattan Matte
P. 67



Hex Silver Matte
P. 67



Hex Onice Mix
P. 67



Hex XL Stoneblend Loft
P. 37



Hex XL Ryn
P. 39



Hex XL Glasgow Matte
P. 41



Hex XL Stoneglass Light Brun
P. 51



Hex XL Stoneblend Mixed
Grey | P. 37




Hex Zement Grey
P. 68



Hex Gray Silver Mix
P. 67



Hex Denver
P. 65



Hex Stoneglass Light Brun
P. 73



Hex Natureglass Grey Matte
P. 77



Hex XL Denver
P. 39




Hex XL Yuma Matte
P. 41



Hex XL Grafito Matte
P. 41



Hex XL Bittor
P. 45



Hex XL Stoneglass Opalo
Black | P. 35



Hex Blend Taupe
P. 61



Hex Yuma Matte
P. 67



Hex Stoneglass Opalo Grey
P. 61



Hex Natureglass Drak Grey
Matte | P. 77




Hex Stoneglass Grey
P. 73




Hex XL Coimbra Textured
P. 41



Hex XL Coimbra Matte
P. 41



Hex XL Stoneglass Black
P. 51



Hex XL Natureglass Black
Matte | P. 53



Hex Stoneglass Antracite
P. 73



Hex Blend Black
P. 61



Hex Stoneglass Opalo Black
P. 61



Hex Nero Marquina Matte
P. 67



Hex Stoneglass Black
P. 73



Hex Misty Matte
P. 67



Hex Blend Metal Carrara
P. 62



Hex Blend Fossil
P. 62



Hex Blend Cloud
P. 61



Hex Stoneglass Gainsboro
P. 73



Hex Natureglass Black Matte
P. 77

Colours Index

Grey, Silver & Black




Penta Eiden
P. 84



Penta Greige Matte
P. 81




Penta Onice Matte
P. 81



Penta Mix Shade Matte
P. 81




Penta Bittor
P. 83




Penta New Basalt Matte
P. 81



Penta Nero Calatorao Matte
P. 81



Stoneglass Gainsboro
P. 97



Natureglass Smooth Grey
Matte | P. 99




Silver Matte
P. 93




Gray Silver Mix
P. 93




Zement Grey
P. 93




Natureglass New Argent
P. 99



Stoneglass Light Brun
P. 97



Stoneglass Opalo Gris
P. 91



Natureglass Grey Matte
P. 99




Lisa 25101
P. 103



Natureglass Drak Grey Matte
P. 99



Stoneglass 25011
P. 97



New Basalt Matte
P. 93



Draco
P. 89



Phoenix
P. 89




Stoneglass Opalo Negro
P. 91




Metal Black
P. 91



Nero Marquina Matte
P. 93



Opalo Negro
P. 101



Lisa 25100
P. 103



Stoneglass 25010
P. 97



Natureglass Balck Matte
P. 99



Penny Eiden
P. 23




Penny Inverno Grey Matte
P. 21




Penny Cassian Iridis
P. 18




Penny Natureglass Cadet Grey
Matte | P. 25



Penny Smooth Grey Shiny
P. 29




Penny Natureglass Smooth Grey
Matte | P. 25




Penny Ryn
P. 21




Penny Yuma Matte
P. 21




Penny Grafito Matte
P. 21




Penny Storm
P. 16




Penny Dasha
P. 18




Penny Nordic Stone
P. 16



Penny Dark Grey Shiny
P. 29



Penny Natureglass Dark Grey
Matte | P. 25




Penny Bittor
P. 23



Penny Arrecife Iridis Grey
P. 16




Penny Opalo Black
P. 31



Penny Natureglass Opalo
Black | P. 31



Penny Black Shiny
P. 29



Penny Natureglass Black
Matte | P. 25

Colours Index

Beige, Brown & Gold



Hex XL Gaia
P. 46



Hex XL Lube
P. 39



Hex XL Denim Copper
P. 41



Hex Natureglass Bone Matte
P. 77



Hex Umber
P. 68



Hex Crema Marfil
Matte | P. 68



Hex Ivory Honed
P. 68



Hex Lube
P. 65




Hex Zement Sand
P. 68




Hex Ecu Nocce Mix Matte
P. 68



Hex Stoneglass Ochre
P. 74



Hex Stoneglass Gold
P. 74



Hex Stoneglass Russet
P. 74




Hex Blend Tan
P. 61



Penta Gaia Iridis
P. 84



Penta Cream Matte
P. 81



Penta New Slate Matte
P. 81



Natureglass Bone Matte
P. 99



Lisa 25108
P. 103




New Limestone Matte
P. 94



Crema Marfil Matte
P. 94



Ivory Honed
P. 93



Ecu Matte
P. 94



Natureglass New Golden
P. 99




Stoneglass Ochre
P. 97




Natureglass Moka Matte
P. 99



Stoneglass Gold
P. 97




Agadir
P. 89



Nador
P. 89



Lisa 25503
P. 103



Stoneglass Russet
P. 97



New Slate Matte
P. 93



Penny Natureglass Bone
Matte | P. 25




Penny Bone Shiny
P. 29



Penny Gaia
P. 23




Penny Kara Beige
P. 18



Penny Taupe Shiny
P. 29



Penny Natureglass Taupe
Matte | P. 25



Penny Natureglass Moka
Matte | P. 25



Penny Stoneglass Gold
P. 26

Colours Index

Blue, Turquoise & Green



Hex XL Dara
P. 46



Hex XL Danae
P. 45



Hex XL Stoneblend Sky
P. 37



Hex XL Eloa
P. 45



Hex XL Carel
P. 45



Hex XL Maui
P. 41




Hex XL Nora
P. 39



Hex XL Yadel
P. 45



Hex XL Zelik Green
P. 49




Hex XL Zelik Blue
P. 49



Hex Azulao Blue
P. 59




Hex Gilda
P. 57



Hex Stoneglass Light Blue
P. 74



Hex Nora
P. 65



Hex Azulao Original
P. 59



Hex Blend Aquamarine
P. 62



Hex Frisia Silver Matte
P. 68



Hex Stoneglass Green
P. 74



Hex Stoneglass Royal Blue
P. 74



Penta Dara Iridis
P. 84



Penta Danae Iridis
P. 84



Penta Carel
P. 83




Penta Eloa
P. 83



Penta Lombok
P. 83




Penta Yadel
P. 83




Lisa 25202
P. 103



Lisa 25201
P. 103



Stoneglass Green
P. 97



Lisa 25200
P. 103



Penny Zhoe Iridis
P. 18



Penny Delbin Iridis
P. 18




Penny Danae
P. 23




Penny Natureglass Pale Blue
Matte | P. 25




Penny Natureglass Sage
Green Matte | P. 25




Penny Lungomare
P. 18




Penny Carel
P. 23



Penny Zaira Iridis
P. 18



Penny Kara Blue
P. 16




Penny Meru
P. 16



Penny Natureglass Jade
Matte | P. 26



Penny Caribu
P. 15



Penny Savu
P. 15



Penny Krabi
P. 15



Penny Maui
P. 15



Penny Bora
P. 15



Penny Lombok
P. 23



Penny Yadel
P. 23



Penny Print
P. 16



Penny Saona
P. 16



Penny Natureglass Capri
Matte | P. 26



Penny Arrecife Emerald
P. 15



Penny Forest Blue
P. 15



ONIX

ONIX

ONIX CERÁMICA, S.L.
AV. Real de Extremadura 23
12200 Onda (Castellón – SPAIN)
T. +34 964 776 287
F. +34 964 776 284
M. onix@onixmosaico.com

ONIX USA

ONIX USA, LLC
9450 NW 12 Street
33172 Miami (USA)
P. 305 599 3153
F. 305 513 4634
M. onix.usa@onixmosaic.com



<https://www.instagram.com/onixmosaico/>



<https://www.facebook.com/onixmosaico/>



<https://www.pinterest.es/onixmosaico/>



<https://www.linkedin.com/company/onixmosaico/>



<https://www.youtube.com/c/ONIXMOSAICO>

In the interest of maintaining constant improvements, ONIX reserves the right to delete and amend, either totally or partially, any of the styles, colours, shapes, sizes, references and other technical specifications contained in this catalogue.

Due to the technical process of reproduction, colours printed are approximate, not exact. The photographs included in this catalogue are not contractual. The interpreting of the pictures will be according to designer's judgment. All the information and texts included in the catalogue keep under the reservation of possible errors. The catalogue is only an informative tool.

Para la mejora de nuestros productos, ONIX se reserva el derecho de anular o modificar cualquiera de los modelos, colores, formatos, referencias y especificaciones técnicas contenidas en este catálogo.

Debido a los procesos técnicos de reproducción, los colores son aproximados, no exactos. Las fotografías expuestas en este catálogo no tienen un carácter contractual. La interpretación de las ilustraciones están en función del criterio del creador. Todos los textos e información que aparece en el catálogo quedan bajo la reserva de posibles errores. Este catálogo es una herramienta informativa.

Pour améliorer ses produits, ONIX se réserve le droit d'annuler ou de modifier tout modèle, couleur, format, référence ou spécification technique figurant dans ce catalogue.

En raison des procédés techniques de reproduction, les couleurs sont approchantes et non exactes. Les photographies présentées dans ce catalogue ne sont pas contractuelles. L'interprétation des illustrations sera selon le critère du créateur. Tous les textes et information de ce catalogue restent sous réserve de possible erreurs. Ce catalogue est un outil informatif.

onixmosaico.com